


ONLY FROM


nemco[®] | FOOD
EQUIPMENT

Infrared Strip Heaters

Hold foods for optimum quality and presentation with a strip heater that perfectly fits your operation! Nemco's broad line is sure to have a solution for you.



Integrated Control Unit



Remote Control Unit



Buy once. Buy the original.
Always look for this mark of quality





Glowing Performance

High-volume foodservice establishments of all sizes are finding the ideal temperature-holding solutions they need inside the diverse lineup of strip heaters from Nemco—the fastest rising name in food-warming equipment.

Just What Your Bottom Line Needs

Compact, dependable and unapologetically price-competitive, Nemco's full line of strip heaters performs as well as, if not better, than any other name on the market, for maximum ROI.

- Against any other strip heater, Nemco's designs do extremely well holding foods at serving temperatures without drying or overcooking.
- Durable, lightweight, clear-anodized aluminum extrusion housings promise long life and easy cleanup.
- Other commercial-grade features include aluminized steel reflectors and shatter-resistant bulbs.

On the Same Wavelength With You

Whatever you're thinking, Nemco has a model with just the right features to meet your needs, including:

- Hanging, base-mount and pass-through options (pictured, right) to best serve your kitchen, serving-line or counter-space application.
- Single- or double-warmer options for smaller or larger heat zones.
- Standard on/off or infinite-temperature control.
- Showcase lighting available to enhance food presentation.
- Units available with a cord, literally for plug-and-play operation, with no need for hard-wire installations.
- Remote-control devices available to locate the temperature control away from the actual warmer, and place it where it best serves your operation.

Suggested Uses

Hold foods at proper temperatures until you're ready to serve. A favorite for French fries, rice dishes, baked potatoes, fried chicken, pizza and large pans of food. Also works well as a plate or cup warmer.

General Specifications

Optional Accessories

Model	Description
66089	Pan and Screen Set, 12" x 20"
66091	Tray for 6152-24
66099	Wire Leg Kit, 16" Tall



Model 6150-24, with hanging brackets



Model 6152-24, with 66089



Model 6150-24, with 66099

Power option: Standard on/off toggle switch (shown) or 'infinite' temperature control dial for varying low, medium and high heat settings

Aluminum-extrusion housings are durable, yet lightweight, with clear anodizing that protects the surface finish from damage

Aluminized-steel reflector ensures all heat radiating off the bulb is directed down upon the food

40W incandescent shatterproof bulbs



Optional cord-and-plug units simplify installation



Optional showcase lighting adds visual appeal

SINGLE



DUAL

Integrated Control Units

Choose your integrated control strip heater with an on/off toggle switch or infinite temperature control.

SINGLE | On/Off Toggle Switch



Model #	Size (w x h x l)	Volts	Watts	Amps
6150-24*	6 ³ / ₄ " x 2 ³ / ₄ " x 24"	120	500	4.2
6150-24-208	6 ³ / ₄ " x 2 ³ / ₄ " x 24"	208	500	2.4
6150-24-240	6 ³ / ₄ " x 2 ³ / ₄ " x 24"	240	500	2.1
6150-36*	6 ³ / ₄ " x 2 ³ / ₄ " x 36"	120	850	7.1
6150-36-208	6 ³ / ₄ " x 2 ³ / ₄ " x 36"	208	850	4.1
6150-36-240	6 ³ / ₄ " x 2 ³ / ₄ " x 36"	240	850	3.5
6150-48*	6 ³ / ₄ " x 2 ³ / ₄ " x 48"	120	1100	9.2
6150-48-208	6 ³ / ₄ " x 2 ³ / ₄ " x 48"	208	1100	5.3
6150-48-240	6 ³ / ₄ " x 2 ³ / ₄ " x 48"	240	1100	4.6
6150-60*	6 ³ / ₄ " x 2 ³ / ₄ " x 60"	120	1400	11.7
6150-60-208	6 ³ / ₄ " x 2 ³ / ₄ " x 60"	208	1400	6.7
6150-60-240	6 ³ / ₄ " x 2 ³ / ₄ " x 60"	240	1400	5.8
6150-72*	6 ³ / ₄ " x 2 ³ / ₄ " x 72"	120	1725	14.4
6150-72-208	6 ³ / ₄ " x 2 ³ / ₄ " x 72"	208	1725	8.3
6150-72-240	6 ³ / ₄ " x 2 ³ / ₄ " x 72"	240	1725	7.2
6152-24**	6 ³ / ₄ " x 2 ³ / ₄ " x 24"	120	500	4.2

*For factory-installed cord and plug set models (24"-72"), please add "-CP" to the model number when ordering. **Strip Heater is mounted to base.

SINGLE | On/Off Toggle Switch with Lights



Model #	Size (w x h x l)	Volts	Watts	Amps
6150-24-SL	9" x 2 ³ / ₄ " x 24"	120	580	4.8
6150-24-SL-208	9" x 2 ³ / ₄ " x 24"	208	580	2.8
6150-24-SL-240	9" x 2 ³ / ₄ " x 24"	240	580	2.4
6150-36-SL	9" x 2 ³ / ₄ " x 36"	120	930	7.8
6150-36-SL-208	9" x 2 ³ / ₄ " x 36"	208	930	4.5
6150-36-SL-240	9" x 2 ³ / ₄ " x 36"	240	930	3.9
6150-48-SL	9" x 2 ³ / ₄ " x 48"	120	1220	10.2
6150-48-SL-208	9" x 2 ³ / ₄ " x 48"	208	1220	5.9
6150-48-SL-240	9" x 2 ³ / ₄ " x 48"	240	1220	5.1
6150-60-SL	9" x 2 ³ / ₄ " x 60"	120	1560	13.0
6150-60-SL-208	9" x 2 ³ / ₄ " x 60"	208	1560	7.5
6150-60-SL-240	9" x 2 ³ / ₄ " x 60"	240	1560	6.5
6150-72-SL	9" x 2 ³ / ₄ " x 72"	120	1885	15.7
6150-72-SL-208	9" x 2 ³ / ₄ " x 72"	208	1885	9.1
6150-72-SL-240	9" x 2 ³ / ₄ " x 72"	240	1885	7.9

SINGLE | Infinite Temperature Control



Model #	Size (w x h x l)	Volts	Watts	Amps
6151-24*	6 ³ / ₄ " x 2 ³ / ₄ " x 24"	120	500	4.2
6151-24-208	6 ³ / ₄ " x 2 ³ / ₄ " x 24"	208	500	2.4
6151-24-240	6 ³ / ₄ " x 2 ³ / ₄ " x 24"	240	500	2.1
6151-36*	6 ³ / ₄ " x 2 ³ / ₄ " x 36"	120	850	7.1
6151-36-208	6 ³ / ₄ " x 2 ³ / ₄ " x 36"	208	850	4.1
6151-36-240	6 ³ / ₄ " x 2 ³ / ₄ " x 36"	240	850	3.5
6151-48*	6 ³ / ₄ " x 2 ³ / ₄ " x 48"	120	1100	9.2
6151-48-208	6 ³ / ₄ " x 2 ³ / ₄ " x 48"	208	1100	5.3
6151-48-240	6 ³ / ₄ " x 2 ³ / ₄ " x 48"	240	1100	4.6
6151-60*	6 ³ / ₄ " x 2 ³ / ₄ " x 60"	120	1400	11.7
6151-60-208	6 ³ / ₄ " x 2 ³ / ₄ " x 60"	208	1400	6.7
6151-60-240	6 ³ / ₄ " x 2 ³ / ₄ " x 60"	240	1400	5.8
6151-72*	6 ³ / ₄ " x 2 ³ / ₄ " x 72"	120	1725	14.4
6151-72-208	6 ³ / ₄ " x 2 ³ / ₄ " x 72"	208	1725	8.3
6151-72-240	6 ³ / ₄ " x 2 ³ / ₄ " x 72"	240	1725	7.2

*For factory-installed cord and plug set models (24"-72"), please add "-CP" to the model number when ordering.

DUAL | On/Off Toggle Switch

Model #	Size (w x h x l)	Volts	Watts	Amps
6150-24-D	13 ¹ / ₂ " x 2 ³ / ₄ " x 24"	120	1000	8.3
6150-24-D-208	13 ¹ / ₂ " x 2 ³ / ₄ " x 24"	208	1000	4.8
6150-24-D-240	13 ¹ / ₂ " x 2 ³ / ₄ " x 24"	240	1000	4.2
6150-36-D	13 ¹ / ₂ " x 2 ³ / ₄ " x 36"	120	1700	14.2
6150-36-D-208	13 ¹ / ₂ " x 2 ³ / ₄ " x 36"	208	1700	8.2
6150-36-D-240	13 ¹ / ₂ " x 2 ³ / ₄ " x 36"	240	1700	7.1
6150-48-D-208	13 ¹ / ₂ " x 2 ³ / ₄ " x 48"	208	2200	10.6
6150-48-D-240	13 ¹ / ₂ " x 2 ³ / ₄ " x 48"	240	2200	9.2
6150-60-D-208	13 ¹ / ₂ " x 2 ³ / ₄ " x 60"	208	2800	13.5
6150-60-D-240	13 ¹ / ₂ " x 2 ³ / ₄ " x 60"	240	2800	11.7
6150-72-D-208	13 ¹ / ₂ " x 2 ³ / ₄ " x 72"	208	3450	16.6
6150-72-D-240	13 ¹ / ₂ " x 2 ³ / ₄ " x 72"	240	3450	14.4

DUAL | On/Off Toggle Switch with Lights



Model #	Size (w x h x l)	Volts	Watts	Amps
6150-24-DL	15 ³ / ₄ " x 2 ³ / ₄ " x 24"	120	1080	9.0
6150-24-DL-208	15 ³ / ₄ " x 2 ³ / ₄ " x 24"	208	1080	5.2
6150-24-DL-240	15 ³ / ₄ " x 2 ³ / ₄ " x 24"	240	1080	4.5
6150-36-DL	15 ³ / ₄ " x 2 ³ / ₄ " x 36"	120	1780	14.8
6150-36-DL-208	15 ³ / ₄ " x 2 ³ / ₄ " x 36"	208	1780	8.6
6150-36-DL-240	15 ³ / ₄ " x 2 ³ / ₄ " x 36"	240	1780	7.4
6150-48-DL-208	15 ³ / ₄ " x 2 ³ / ₄ " x 48"	208	2320	11.2
6150-48-DL-240	15 ³ / ₄ " x 2 ³ / ₄ " x 48"	240	2320	9.7
6150-60-DL-208	15 ³ / ₄ " x 2 ³ / ₄ " x 60"	208	2960	14.2
6150-60-DL-240	15 ³ / ₄ " x 2 ³ / ₄ " x 60"	240	2960	12.3
6150-72-DL-208	15 ³ / ₄ " x 2 ³ / ₄ " x 72"	208	3610	17.4
6150-72-DL-240	15 ³ / ₄ " x 2 ³ / ₄ " x 72"	240	3610	15.0

DUAL | Infinite Temperature Control

Model #	Size (w x h x l)	Volts	Watts	Amps
6151-24-D	13 ¹ / ₂ " x 2 ³ / ₄ " x 24"	120	1000	8.3
6151-24-D-208	13 ¹ / ₂ " x 2 ³ / ₄ " x 24"	208	1000	4.8
6151-24-D-240	13 ¹ / ₂ " x 2 ³ / ₄ " x 24"	240	1000	4.2
6151-36-D	13 ¹ / ₂ " x 2 ³ / ₄ " x 36"	120	1700	14.2
6151-36-D-208	13 ¹ / ₂ " x 2 ³ / ₄ " x 36"	208	1700	8.2
6151-36-D-240	13 ¹ / ₂ " x 2 ³ / ₄ " x 36"	240	1700	7.1
6151-48-D-208	13 ¹ / ₂ " x 2 ³ / ₄ " x 48"	208	2200	10.6
6151-48-D-240	13 ¹ / ₂ " x 2 ³ / ₄ " x 48"	240	2200	9.2
6151-60-D-208	13 ¹ / ₂ " x 2 ³ / ₄ " x 60"	208	2800	13.5
6151-60-D-240	13 ¹ / ₂ " x 2 ³ / ₄ " x 60"	240	2800	11.7



Cord and Plug Option Available



with Lights

SINGLE



DUAL

Remote Control Units

Choose your remote-controlled strip heater with an on/off toggle switch or infinite temperature control.


SINGLE



These models can be outfitted with the following remote control boxes:
Model #69007, 69008. (see below for remote control details.)

Model #	Size (w x h x l)	Volts	Watts	Amps
6155-24	6 ³ / ₄ " x 2 ³ / ₄ " x 24"	120	500	4.2
6155-24-208	6 ³ / ₄ " x 2 ³ / ₄ " x 24"	208	500	2.4
6155-24-240	6 ³ / ₄ " x 2 ³ / ₄ " x 24"	240	500	2.1
6155-36	6 ³ / ₄ " x 2 ³ / ₄ " x 36"	120	850	7.1
6155-36-208	6 ³ / ₄ " x 2 ³ / ₄ " x 36"	208	850	4.1
6155-36-240	6 ³ / ₄ " x 2 ³ / ₄ " x 36"	240	850	3.5
6155-48	6 ³ / ₄ " x 2 ³ / ₄ " x 48"	120	1100	9.2
6155-48-208	6 ³ / ₄ " x 2 ³ / ₄ " x 48"	208	1100	5.3
6155-48-240	6 ³ / ₄ " x 2 ³ / ₄ " x 48"	240	1100	4.6
6155-60	6 ³ / ₄ " x 2 ³ / ₄ " x 60"	120	1400	11.7
6155-60-208	6 ³ / ₄ " x 2 ³ / ₄ " x 60"	208	1400	6.7
6155-60-240	6 ³ / ₄ " x 2 ³ / ₄ " x 60"	240	1400	5.8
6155-72	6 ³ / ₄ " x 2 ³ / ₄ " x 72"	120	1725	14.4
6155-72-208	6 ³ / ₄ " x 2 ³ / ₄ " x 72"	208	1725	8.3
6155-72-240	6 ³ / ₄ " x 2 ³ / ₄ " x 72"	240	1725	7.2

SINGLE | with Lights



These models can be outfitted with the following remote control boxes:
Model #69007, 69008. (see below for remote control details.)

Model #	Size (w x h x l)	Volts	Watts	Amps
6155-24-SL	9" x 2 ³ / ₄ " x 24"	120	580	4.8
6155-24-SL-208	9" x 2 ³ / ₄ " x 24"	208	580	2.8
6155-24-SL-240	9" x 2 ³ / ₄ " x 24"	240	580	2.4
6155-36-SL	9" x 2 ³ / ₄ " x 36"	120	930	7.8
6155-36-SL-208	9" x 2 ³ / ₄ " x 36"	208	930	4.5
6155-36-SL-240	9" x 2 ³ / ₄ " x 36"	240	930	3.9
6155-48-SL	9" x 2 ³ / ₄ " x 48"	120	1220	10.2
6155-48-SL-208	9" x 2 ³ / ₄ " x 48"	208	1220	5.9
6155-48-SL-240	9" x 2 ³ / ₄ " x 48"	240	1220	5.1
6155-60-SL	9" x 2 ³ / ₄ " x 60"	120	1560	13.0
6155-60-SL-208	9" x 2 ³ / ₄ " x 60"	208	1560	7.5
6155-60-SL-240	9" x 2 ³ / ₄ " x 60"	240	1560	6.5
6155-72-SL	9" x 2 ³ / ₄ " x 72"	120	1885	15.7
6155-72-SL-208	9" x 2 ³ / ₄ " x 72"	208	1885	9.1
6155-72-SL-240	9" x 2 ³ / ₄ " x 72"	240	1885	7.9

Remote Control Box

Remotes available for single and dual units, and your choice of an on/off toggle switch or infinite temperature control.

Model #	Description	Size (w x h x l)	Volts
69007	1-On/Off Power Switch, 1-Pilot Light (indicates element on)	6" x 2 ⁹ / ₁₆ " x 3 ¹ / ₈ "	120
69008	1-On/Off Power Switch, 1-Pilot Light (indicates element on), 1-Infinite Control (adjustable temperature)	6" x 2 ⁹ / ₁₆ " x 3 ¹ / ₈ "	120
69007-2	2-On/Off Power Switches (elements), 1-On/Off Power Switch (lights), 2-Pilot Lights (indicates elements on)	6" x 5 ⁹ / ₁₆ " x 6 ¹ / ₈ "	120
69008-2	1-On/Off Power Switch, 2-Pilot Lights (indicates elements on), 2-Infinite Control (adjustable temperature)	6" x 6 ⁹ / ₁₆ " x 7 ¹ / ₈ "	120

208/240V models are also available. Add -240 to model number when ordering.


DUAL



These models can be outfitted with the following remote control boxes:
Model #69007-2, 69008-2. (see below for remote control details.)

Model #	Size (w x h x l)	Volts	Watts	Amps
6155-24-D	13 ¹ / ₂ " x 2 ³ / ₄ " x 24"	120	1000	8.3
6155-24-D-208	13 ¹ / ₂ " x 2 ³ / ₄ " x 24"	208	1000	4.8
6155-24-D-240	13 ¹ / ₂ " x 2 ³ / ₄ " x 24"	240	1000	4.2
6155-36-D	13 ¹ / ₂ " x 2 ³ / ₄ " x 36"	120	1700	14.2
6155-36-D-208	13 ¹ / ₂ " x 2 ³ / ₄ " x 36"	208	1700	8.2
6155-36-D-240	13 ¹ / ₂ " x 2 ³ / ₄ " x 36"	240	1700	7.1
6155-48-D-208	13 ¹ / ₂ " x 2 ³ / ₄ " x 48"	208	2200	10.6
6155-48-D-240	13 ¹ / ₂ " x 2 ³ / ₄ " x 48"	240	2200	9.2
6155-60-D-208	13 ¹ / ₂ " x 2 ³ / ₄ " x 60"	208	2800	13.5
6155-60-D-240	13 ¹ / ₂ " x 2 ³ / ₄ " x 60"	240	2800	11.7
6155-72-D-208	13 ¹ / ₂ " x 2 ³ / ₄ " x 72"	208	3450	16.6
6155-72-D-240	13 ¹ / ₂ " x 2 ³ / ₄ " x 72"	240	3450	14.4

DUAL | with Lights



These models can be outfitted with the following remote control boxes:
Model #69007-2, 69008-2. (see below for remote control details.)

Model #	Size (w x h x l)	Volts	Watts	Amps
6155-24-DL	15 ³ / ₄ " x 2 ³ / ₄ " x 24"	120	1080	9.0
6155-24-DL-208	15 ³ / ₄ " x 2 ³ / ₄ " x 24"	208	1080	5.2
6155-24-DL-240	15 ³ / ₄ " x 2 ³ / ₄ " x 24"	240	1080	4.5
6155-36-DL	15 ³ / ₄ " x 2 ³ / ₄ " x 36"	120	1780	14.8
6155-36-DL-208	15 ³ / ₄ " x 2 ³ / ₄ " x 36"	208	1780	8.6
6155-36-DL-240	15 ³ / ₄ " x 2 ³ / ₄ " x 36"	240	1780	7.4
6155-48-DL-208	15 ³ / ₄ " x 2 ³ / ₄ " x 48"	208	2320	11.2
6155-48-DL-240	15 ³ / ₄ " x 2 ³ / ₄ " x 48"	240	2320	9.7
6155-60-DL-208	15 ³ / ₄ " x 2 ³ / ₄ " x 60"	208	2960	14.2
6155-60-DL-240	15 ³ / ₄ " x 2 ³ / ₄ " x 60"	240	2960	12.3
6155-72-DL-208	15 ³ / ₄ " x 2 ³ / ₄ " x 72"	208	3610	17.4
6155-72-DL-240	15 ³ / ₄ " x 2 ³ / ₄ " x 72"	240	3610	15.0

Replacement parts are available through Nemco's 24-hour Zip Program.

Nemco reserves the right to make design, specification or model changes without notice.



nemco | FOOD EQUIPMENT

Corporate HQ
301 Meuse Argonne | Hicksville, OH 43526
800.782.6761 • 419.542.7751 • f: 419.542.6690
Nemco West Distribution Center/Test Kitchen
4300 E Magnolia Street | Phoenix, AZ 85034

NemcoFoodEquip.com



Printed 4/17. Printed in the USA.