



Level 1, Quarter A, Lesson 13—Review

Left Sheep Ear Pattern

Print and cut ear pattern out (or use construction paper). A black and white pattern follows.




Staple ears on either side of a paper headband.



Level 1, Quarter A, Lesson 13—Review

Right Sheep Ear Pattern

Print and cut ear pattern out (or use construction paper). A black and white pattern is on the following pages.




Level 1, Quarter A, Lesson 13—Review

Left Sheep Ear Pattern

Print and cut ear pattern out (or use construction paper).



Staple ears on either side of a paper headband.



Level 1, Quarter A, Lesson 13—Review

Right Sheep Ear Pattern

Print and cut ear pattern out (or use construction paper).

