




# Studio Field Series

High Fire, Handcrafted, Glazed Terracotta  
Square Edge 3/8" Thick




3x6 Surface Bullnose, Pure White V2  
*More Sizes Available*



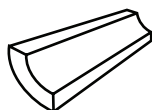
6x6 Studio Field, Beach Sand V3  
*Squares - 8x8, 6x6, 5x5, 4x4, and 3x3*



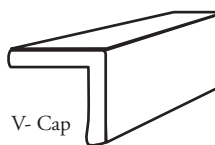
Moulding #3, Ultramarine V2  
*More Mouldings Available*



COVE BASE



Inside Quarter Round



V- Cap



Pencil Liner  
1/2", 5/8", and 1"



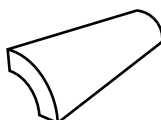
Pinnacle Liner  
1" and 2"




Moulding A




Moulding B




Quarter Round



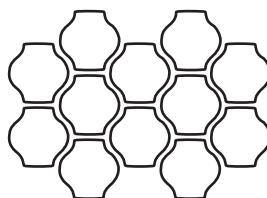
Conche  
4" and 8"




Pattern 8c



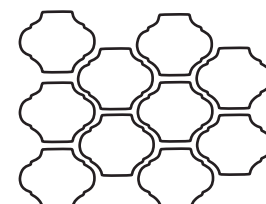
Pattern 12




Pata Grande  
4" and 11"



Eye of Felipe



San Felipe  
12x13 and 3x4



4" Hexagon, Cadmium Red V3  
*Also Available in 6" Hexagon*

*Trim and Accessories Available*



Made in California

*Quarter Round, Surface Bullnose, Cove Base, and Mouldings*

*ARTO Clay & Ceramic Products are made  
from locally sourced material and contain  
33% recycled content.*



Indoor



Outdoor



Freeze/Thaw



Pedestrian



Walls



Floors

The variation and elegance are achieved with the use of natural materials and enhanced by handcrafting each unit. This sample is representative, but product shipped may differ from this sample. All material should be inspected prior to installation since no claims will be honored thereafter.



# Signature Glaze Colors

High Fired, Handcrafted, Glazed Terracotta



Light Lemon V2



Egg Cream V2



Lemon Scent V2




Custard V2



Sunflower V2



Mandarin V2



Cadmium Yellow V3



Sunset V2



Watermelon V2




Cadmium Orange V3



Brick Red V2



Cadmium Red V3



Cherry Tomato V2



Radish V2



Peach Pie V2



Bubble Gum V2



Pinot Noir V2



Plum V2

## Signature Color Palette

Monrovia Series 5/8" Thick, Square Edge • Oleson Series 5/8" Thick, Cushion Edge  
• Studio Field 3/8" Thick, Square Edge • All Ceramic Trim & Decos



Indoor



Outdoor



Freeze/Thaw



Walls



Floors



Recycled Content



Made in California

The variation and elegance are achieved with the use of natural materials and enhanced by handcrafting each unit. This sample is representative, but product shipped may differ from this sample. All material should be inspected prior to installation since no claims will be honored thereafter.

*ARTO Clay & Ceramic Products are made from locally sourced material and contain 33% recycled content.*



# Signature Glaze Colors

High Fired, Handcrafted, Glazed Terracotta



Ice Storm V3




Igloo V2



Frost V2




Blue Satin V2



Lake Tahoe V2



Ultramarine V2



Midnight Blue V3



Real Teal V2



Blue Haze V2



Aqua V3



Peppermint V2



Kale V2



Turtle V3



Viridian V2



Jalapeño V2



Guacamole V2



Herbs V2



Lucky Green V2




Kelp V2



Made in California



Aloe Vera V2



Rhino V2

## Signature Color Palette

Monrovia Series 5/8" Thick, Square Edge • Oleson Series 5/8" Thick, Cushion Edge  
• Studio Field 3/8" Thick, Square Edge • All Ceramic Trim & Decos



Indoor



Outdoor



Freeze/Thaw



Walls



Floors



Recycled Content

*ARTO Clay & Ceramic Products are made from locally sourced material and contain 33% recycled content.*

The variation and elegance are achieved with the use of natural materials and enhanced by handcrafting each unit. This sample is representative, but product shipped may differ from this sample. All material should be inspected prior to installation since no claims will be honored thereafter.





# Signature Glaze Colors

High Fired, Handcrafted, Glazed Terracotta



Great White V2



Pure White V2



Alabaster V3



Champagne V3



White Bread V2



Beach Sand V3



Putty V2



Shiitake V3



Nut Shell V3



Deli Mustard V3



Silver Shadow V2




Battleship V2



Suede V3



Abyss V2



Licorice V2



Pottery Brown V2



Maple V2



Mocha V2




Chocolate Bar V2



Made in California



Espresso V2



Cordovan V2

## Signature Color Palette

Monrovia Series 5/8" Thick, Square Edge • Oleson Series 5/8" Thick, Cushion Edge  
• Studio Field 3/8" Thick, Square Edge • All Ceramic Trim & Decos



Indoor



Outdoor



Freeze/Thaw



Walls



Floors



Recycled Content

*ARTO Clay & Ceramic Products are made from locally sourced material and contain 33% recycled content.*

The variation and elegance are achieved with the use of natural materials and enhanced by handcrafting each unit. This sample is representative, but product shipped may differ from this sample. All material should be inspected prior to installation since no claims will be honored thereafter.



# Glazed Terra Cotta

Handcrafted & High Fired



Black & Blue V4



Persian Blue V3



Ash Gray V2



May Gray V2




Black Diamond V2



Turquoise V2




Chrome V3



Light copper V3



Copper V3



Elder Green V3




Beechnut V3



Red Iron V3



Spanish Brown V2




Leather V3



Pueblo Red V2




Sierra Snow V2



Walnut Spice V3



Yellowstone V3



Gold Rush V2



Made in California



Apple Red V2



Hazard County Orange V2

## Premium Color Palette

For use with Monrovia (square edge) 5/8", Oleson (cushion edge) 5/8" thick,  
Studio Field (square edge) 3/8" thick, Decos & Trim.



Freeze/Thaw



Walls



Floors



Indoor



Outdoor



Pedestrian



Vehicular












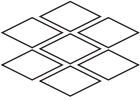
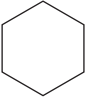
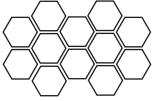

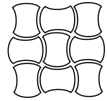


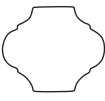
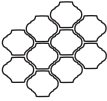




Recycled Content

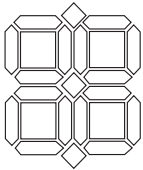



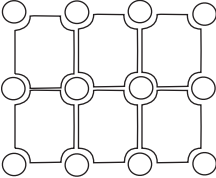

*ARTO Clay & Ceramic Products are made  
from locally sourced material and contain  
33% recycled content.*

The variation and elegance are achieved with the use of natural materials and enhanced by handcrafting each unit. This sample is representative, but product shipped may differ from this sample. All material should be inspected prior to installation since no claims will be honored thereafter.

## STUDIO FIELD SERIES

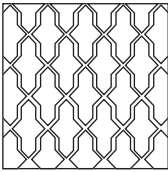
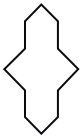








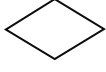
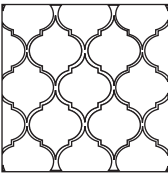










Shape	Field Tile	Nominal Size	Coverage pc/Sq.ft.
    	8 x 8 Square	8 1/8 x 8 1/8	2.25
	6 x 6 Square	6 x 6	4
	5 x 5 Square	5 x 5	6.5
	4 x 4 Square	3 7/8 x 3 7/8	9
	3 x 3 Square	2 7/8 x 2 7/8	13
    	4 x 8 Rectangle	3 7/8 x 8 1/8	4.5
	2 x 6 Rectangle	1 3/4 x 8 1/8	7
	3 x 6 Rectangle	2 3/4 x 6	7
	2 x 4 Rectangle	1 3/4 x 3 7/8	13
	1 x 9 Rectangle	1 1/16 x 9 1/8	16
 	4 x 8 Diamond	3 7/8 x 8 1/8	8
 	4" Hexagon	3 7/8 x 3 7/8	11.7
	6" Hexagon	6 x 6	4.25
 	Mini Durango	3 3/4 x 3 3/4	4.5
 	Conche	8 x 8	4
	Mini Conche	4 x 4	14
 	12 x 13 San Felipe	11 3/4 x 12 1/2	1.5
	Mini San Felipe	2 1/2 x 4 1/2	12.5
 	Pata Grande	11 x 11	1.25
	Mini Pata Grande	4 3/4 x 4 3/4	8.5

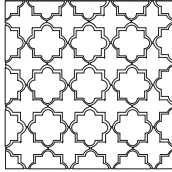






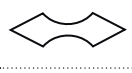




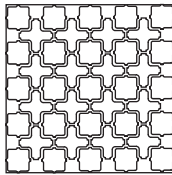


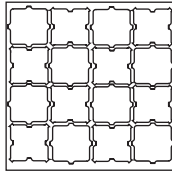





## STUDIO FIELD TILE

Shape	Field Tile	Nominal Size	Coverage pc/Sq.ft.
	4 x 12 Pickets	3 7/8 x 12 1/4 8 1/8 x 8 1/8 3 7/8 x 3 7/8	2 Pickets
	8 x 8 Field Tile	8 1/8 x 8 1/8	1 8x8 Tile
	4 x 4 Field Tile	3 7/8 x 3 7/8	1 4x4 Tile
	4 x 8 Pickets	3 7/8 x 8	4 Pickets
	4 x 4 Field Tile	3 7/8 x 3 7/8	2 Tiles
  	4 x 8 Picket	3 7/8 x 8	5
	4 x 12 Picket	3 7/8 x 8 1/4	4.8
	7 x 9 Granada	6 1/2 x 8 5/8	2 Granada
	3 x 3 Round Dots	3 1/4 x 3 1/4	3 Dots
	3 x 3 Round Dots	3 1/4 x 3 1/4	16 Dots



## ARABESQUE CERAMIC PAVERS AND WALL TILES

Pattern	Arabesque	Coverage pc/Sq.Ft.	
	Winged Picket		(6) 5 x 9
	Arabesque 2 (b)	 	(6) 5 x 9 (3) 6" Cross
	Arabesque 2 (c)	 	(2) 6" Cross (2) 9 <sup>1</sup> / <sub>4</sub> " Star
	Arabesque 4	 	(5) 6" Star (9) 3 x 5 Diamonds
	Arabesque 5 (a) (Eye Of Felipe)		(3) 8 x 10
	Arabesque 5(b)	 	(1) 12 x 13 San Felipe (1) 8 x 10
	Arabesque 8(a)	 	(5) 5" Quatrefoil (5) 5" Cross
	Arabesque 5(b)	 	(4) 5" Quatrefoil (4) 6" Cross

Pattern	Arabesque	Coverage pc/Sq.Ft.	
	Arabesque 8 (c)	 	(4) 5" Quatrefoil (4) 6" Fat Cross
	Arabesque 2 (b)	 	(8) 4" Star (8) 3" Dots
	Arabesque 9 (b)	 	(8) Spears (6) 3" Dots
	Arabesque 9 (c)	 	(8) 2 x 8 Mini Spears (4) 3" Dots
	Arabesque 11(a)	 	(5) 6" Cross (5) 4.5" Square
	Arabesque 11(b)	 	(4.5) 5" Square (4.5) 4.5" Square
	Arabesque 12	 	(4) 5 x 8 Skinny (4) 5 x 8 Fat



## Slip and Fall Resistance for Floor Applications

	DCOF Required	Suitability
Dry & Level Interiors	N/A	Yes
Wet & Level Interiors	≥0.42	Yes
Pools & Exterior Wet Areas	≥0.60	Yes*
Ramps & Inclines	≥0.65	Yes*

DCOF ≥0.42 is minimum requirement for commercial flooring when tested in accordance with ANSI 137.1-2012. \*Grit can be added to glazes to meet requirements for these applications

## Other Applications

Walls/Backsplashes

Countertops

Pool Wall Linings\*\*

Fountains/Water Features\*\*

\*\*Although testing shows tiles are resistant to common pool chemicals, they can still be affected by acidic, alkaline, or unbalanced water chemistry. ARTO recommends adding overglaze to all tiles used in submerged or waterline applications.

## Test Data

	Minimum
C373 Water Absorption	≤7.0% or less (vitreous)
C482 Bond Strength	≥250 lbs
C648 Breaking Load	≥300 lbs
C650 Chemical Resistance	Resistant to pool chemicals
C1026 Freeze Thaw Resistance	Undamaged after 300 cycles
DCOF Slip Fall Resistance	≥0.42 (interior)

## Setting Materials

Mortar, grout, membrane, and other product recommendations from LATICRETE, MAPEI, and ARDEX are available online at artosurfaces.com. ARTO strongly recommends using products from the same manufacturer for a warranted installation system and to avoid potential conflicts.

## Freezing and Thawing Conditions

Tile bodies (bisques) are high fired to resist damage from freezing and thawing conditions. Premium Glazes are resistant but we recommend overglaze for Signature Glazes and hand painted Decos

## Grout Joint Recommendations

3/8" in standard application; some patterns may require wider joints

## Classic Colors

Unglazed color through body. Great for indoor and outdoor commercial and residential floors and walls. Ideal for wet and freeze thaw conditions. \*Seal with penetrating sealer only for exterior applications; topical or penetrating sealer can be used indoors.

## Premium Glazes

Wonderful for kitchens, bathrooms, washrooms, floors and walls. Excellent choice for indoor and outdoor commercial and residential floors and walls and in wet and freeze thaw conditions. Glazes have been laboratory tested for chemical resistance against pool chemicals. Make sure water chemistry is properly balanced for best long term performance of pool tiles. Glazes can be affected by out of balance, highly acidic or alkaline water. \*Apple Valley Red and Hazard County Orange must have grit added for floor applications (see below).

## Signature Glazes

Extensive variety of colors. Excellent for residential use in bathrooms, kitchens, walls, backsplashes and much more. Call Arto for best performance recommendations. Can be used in waterline applications if overglaze is specified (see below).

## Overglaze

Arto can add a clear overglaze to Signature colors for tiles being used in pools, fountains and other applications where the tiles are continually submerged in water for an additional charge. Please note that overglaze will make tiles glossy and will affect the glaze's final color. Overglaze can be affected by out of balance, highly acidic or alkaline water.

## Glaze Grit

Arto can add grit to the glaze to increase the coefficient of friction, or make a smooth glossy glaze less slippery for an additional charge. Call for pricing. Please note: Grit will add black speckles to tiles which will affect appearance especially on light colored glazes.

## Using Colored Grout?

Use a grout release or seal tile prior to grouting to help prevent grout staining when using a contrasting grout color.

## Color shade variation guide

		Uniform Appearance: Differences among pieces from the same production run are minimal. Each piece has the same texture, color share and pattern with minimal and insignificant variation from tile to tile.
		Slight Variation: Clearly distinguishable differences in texture and/or pattern within similar colors. While the texture, color and shade may "move around" somewhat from tile to tile, the general appearance from tile to tile is quite similar.
		Moderate Variation: While the colors present on a single piece of tile will be indicative of the colors to be expected on the other tiles, the amount of color on each piece may vary significantly. The texture color and shade may change considerably from tile to tile. All the colors present on a single tile will be present to some degree in all of the tiles.
		Random Variation: Random color differences from tile to tile; one tile may have different colors from that on other tiles, thus the final installation will be unique. Random color differences from tile to tile; one tile may have totally different colors from that on the other tiles. These tiles cannot be selected by the customer from just one or two pieces.

*Technical Data Online*  
*Visit artosurfaces.com for technical documents including*  
*Installation Guidelines*  
*Product Recommendations*  
*CSI 3-Part Specifications*  
*Test Data Results*