



# HARLEY-DAVIDSON® DOUBLE NEON CLOCK INSTRUCTIONS

V03

Congratulations on your purchase of a Harley-Davidson® Double Neon Clock. The utmost care has gone into the design and manufacturing of this product. **Please read these instructions carefully.**

## Battery Placement or Replacement

Insert one "AA" battery. Be sure to insert the battery following the correct battery polarity (+) or (-) as indicated. When the battery is inserted correctly the second hand will begin to move. The battery is weak or exhausted when the clock does not keep accurate time or suddenly stops. Replace the battery immediately. We recommend using an alkaline battery. (Please refer to Figure A).

## To Set the Time

Turn the knob on the back of the clock until the correct time is indicated. (Please refer to Figure A).

## Neon Operation

Snap the DC jack into the adapter socket. (Please refer to Figure B). Plug the AC/DC adapter into wall socket. The neon will glow when the power is connected and the switch is turned on.

## Care of your Clock

- To clean, wipe with a soft cloth.
- Do not use any corrosive cleaner or chemical solutions on the clock.
- Do not install in wet location.
- Avoid hanging the clock in direct sunlight or near heaters.
- Ensure there is enough slack in the cord to discourage pulling loose or falling.
- NEVER ATTEMPT TO REPAIR NEON CLOCK YOURSELF.

### AC/DC ADAPTER:

INPUT / 100V 60Hz TMARK for Japan  
110V 60Hz UL,CSA for U.S.A., Canada  
230V 60Hz TUV GS.CE for Europe  
OUTPUT / 12V 500mA

## Warranty:

Free replacement of any part that fails within 90 days from date of purchase, excluding shipping costs. Void if damaged by misuse, accidents, alterations, failure to follow instructions, fire, flood, and acts of God.

If you have any questions or comments, please contact us at:

**BrandedProducts.com**

Figure A

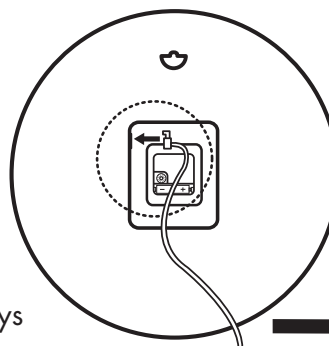

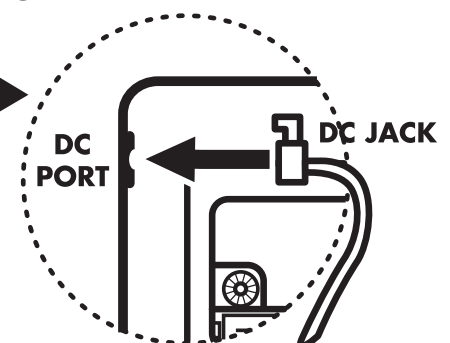


Figure B



HARLEY, HARLEY-DAVIDSON and the Bar & Shield Design are among the trademarks of H-D U.S.A., LLC ©2016 H-D and its Affiliates. All Rights Reserved. Ace Product Management Group, Inc. is a licensee of Harley-Davidson Motor Company.

For a dealer near you call toll free 1-800-588-2743 in the USA and Canada or use our dealer locator at [www.harley-davidson.com](http://www.harley-davidson.com)

Ace Product Management Group, Inc.  
Milwaukee, WI U.S.A.