



Your Solutions Partner

# Specifications

F.O.B Sedalia, Missouri 65301



E303SW

### OPTIONS:

- 3-phase wiring
- Drop type brackets for cutting board
- Stainless steel feet
- Adapter plates
- Insets/Inset Covers
- Dish Shelf
- Trayslides & Workshelves
- Foodshields

### AGENCY LISTINGS:



**DUKE MANUFACTURING CO.**  
**2305 N. Broadway**  
**St. Louis, MO 63102**

**800.735.3853 Toll Free**  
**314.231.1130 In Missouri**  
**314.231.5074 Fax**  
**www.dukemfg.com**

SS-DM-0004-AFS-05

## Approval Stamp(s):

### PRODUCT INFORMATION:

PROJECT: \_\_\_\_\_

ITEM: \_\_\_\_\_

QUANTITY: \_\_\_\_\_

### MODEL:

**AeroHot™ Foodservice**  
**Hot Food Units - Electric - Sealed Wells**

- E302SW/EP302SW** 2 top openings
- E303SW/EP303SW** 3 top openings
- E304SW/EP304SW** 4 top openings
- E305SW/EP305SW** 5 top openings

### TOP:

- 20 gauge, stainless steel
- Die-stamped openings - 11-7/8" x 19-7/8"
- Poly carving board - 7"W x 1/2" thick with 18 gauge stainless steel support shelf and die-stamped brackets

### HEAT COMPARTMENTS:

- Stainless steel die-formed 6-1/2" deep sealed well
- Individual well drains and drain valves
- Wet or dry use
- Single phase standard

### BODY AND INTERIOR SHELF:

- 20 gauge, 430 Series stainless steel body
- 20 gauge, 430 Series stainless steel undershelf
- 430 Series stainless steel tubular legs with adjustable plastic feet

### ELECTRICAL INFORMATION:

- 750 watt element under each compartment
- Wired to operate on 120, 208 or 240 Volt
- Single or Three phase
- AC current
- Each section with infinite switch
- Permanently wired, 6' long cord and plug provided

### SHORT FORM SPECIFICATIONS:

#### **AeroHot™ Foodservice - Hot Food - Electric - Sealed Wells.**

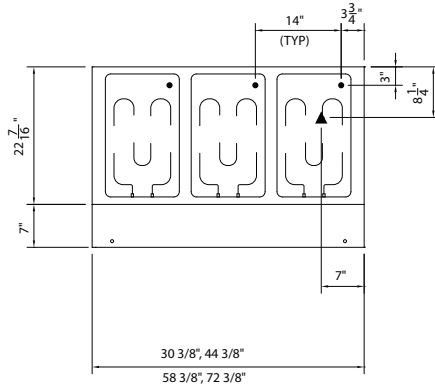
20 gauge tops w/ 430 series s/s body, under shelf and legs of heavy gauge 430 series s/s, 12"x 20" sealed hot food wells w/individual drains w/valves, infinite controls, s/s top w/1/2" thick x 7" wide poly carving board, s/s open base w/undershelf, 6' cord & plug, legs & feet. Portable units to have 5" dia. NSF approved swivel casters, 2 w/ locks, 9" pusher bar.

"EP" - prefix on model number denotes portable unit.

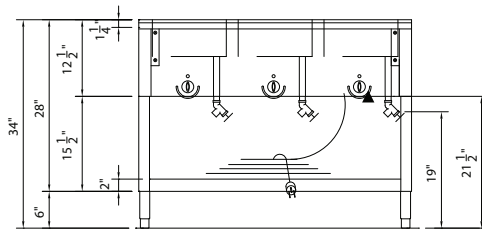
# Aerohot

**MODEL:**  
**Aerohot™ Foodservice**  
**Hot Food Units - Electric - Sealed Well**

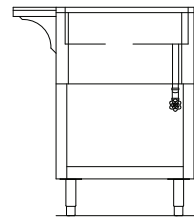
- E302SW/EP302SW      2 top openings
- E303SW/EP303SW      3 top openings
- E304SW/EP304SW      4 top openings
- E305SW/EP305SW      5 top openings



**TOP VIEW**



**FRONT VIEW**



**RIGHT SIDE VIEW**

LEGEND	
▲	ELECTRICAL CONNECTION
"EP" = prefix on model number denotes portable unit	

**DIMENSIONS:** (Consult factory for 3-phase electrical requirements and other options.)

Freight Class: 85

Model	Length		Width		Height		Top Openings	Cube ft. Crated	Weight	
	in	cm	in	cm	in	cm			lbs	kg
E302SW/EP302SW	30-3/8	77.2	22-7/16	57.1	34	86.4	2	23.4	81/90	36.8/40.9
E303SW/EP303SW	44-3/8	112.8	22-7/16	57.1	34	86.4	3	32.5	107/114	48.6/51.8
E304SW/EP304SW	58-3/8	148.3	22-7/16	57.1	34	86.4	4	41.5	138/144	62.7/65.5
E305SW/EP305SW	72-3/8	183.9	22-7/16	57.1	34	86.4	5	50.5	165/172	75.0/78.2

**ELECTRICAL SPECIFICATIONS:** CONTACT FACTORY: Electric values & plug configurations change for 3 phase or when adding electric options.

Model	120 Volt - 750 watt elements			208 Volt - 750 watt elements			240 Volt - 750 watt elements		
	Watts	Amps	NEMA	Watts	Amps	NEMA	Watts	Amps	NEMA
E302SW/EP302SW	1500	12.5	5-15	1500	7.2	6-20	1500	6.3	6-20
E303SW/EP303SW	2250	18.8	L5-30	2250	10.8	6-20	2250	9.4	6-20
E304SW/EP304SW	3000	25.0	5-50	3000	14.4	6-20	3000	12.5	6-20
E305SW/EP305SW	3750	31.3	5-50	3750	18.0	L6-30	3750	15.6	6-20

Cord and NEMA plug included



**DUKE MANUFACTURING CO.**

2305 N. Broadway  
 St. Louis, MO 63102

800.735.3853 Toll Free  
 314.231.1130 In Missouri  
 314.231.5074 Fax  
 www.dukemfg.com

Specification subject to change