




Your Solutions Partner

Specifications

F.O.B St. Louis, Missouri 63102



E102-E
(Shown w/optional casters)

OPTIONS:

- Casters
- High Voltage (440/480)
- 2-speed fan

AGENCY LISTINGS:



DUKE MANUFACTURING CO.

2305 N. Broadway
St. Louis, MO 63102

800.735.3853 Toll Free
314-231-1130 In Missouri
314.231.5074 Fax
www.dukemfg.com

SS-DM-00099-CO-22

Approval Stamp(s):

PRODUCT INFORMATION:

PROJECT: _____

ITEM: _____

QUANTITY: _____

MODEL:

Duke Convection Ovens - "E" Series Double Section - Electric

- E102-E** Double section, standard depth

STANDARD FEATURES:

- 5 racks
- Porcelain interior finish
- 50/50 independent stainless steel doors
- Double pane glass both doors
- 8" angular stainless legs/adjustable feet

OVEN SECTION:

- Stainless steel front
- Painted sides and top
- 1-1/2" insulation on bottom, sides and back
- 3" insulation on top
- Interior lights

OVEN CONTROLS:

- Power off/cook switch
- Dial type thermostat - 200° - 500°F
- 1-hour dial timer, electric buzzer

SHORT FORM SPECIFICATIONS:

Duke Convection Ovens - "E" Series - Electric - Double Section.

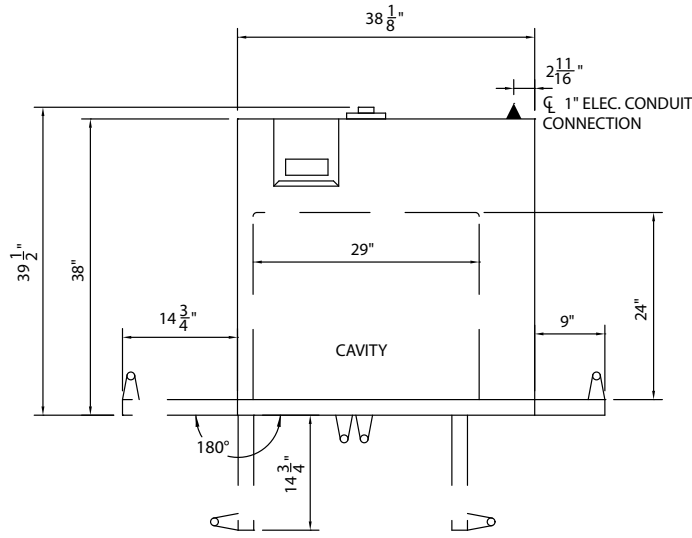
Unit shall have stainless steel exterior front, painted sides and top. Bottom, back and sides, to be fully insulated with 1-1/2" thick board type insulation, top to have 3" thick insulation. Interior shall be porcelain enameled interior, with 7/8" radius, coved corners. Each section to include five oven racks. Each oven section shall be heated with 11 KW electric heating elements that encircle the blower wheel for even heat distribution. Fuse protected against overload. Unit to be completely front serviceable. Controls shall be: Power off/cook switch, dial type thermostat to operate from 200° - 500°F, and a 1-hour dial timer with electric buzzer. Doors shall be 50/50 independent stainless steel, insulated, and hinged on 5/8" solid stainless steel shafts with oil impregnated bronze bushings for each door. Double pane glass in both doors standard. Door to have roller style latch and catch mechanism. Legs shall be angular 8" high stainless steel, with adjustable feet. Units shall have the following options: 2-speed fan & casters. Limited 1 year warranty on parts and labor .

**DUKE CONVECTION OVENS
"E" SERIES - ELECTRIC - DOUBLE SECTION**

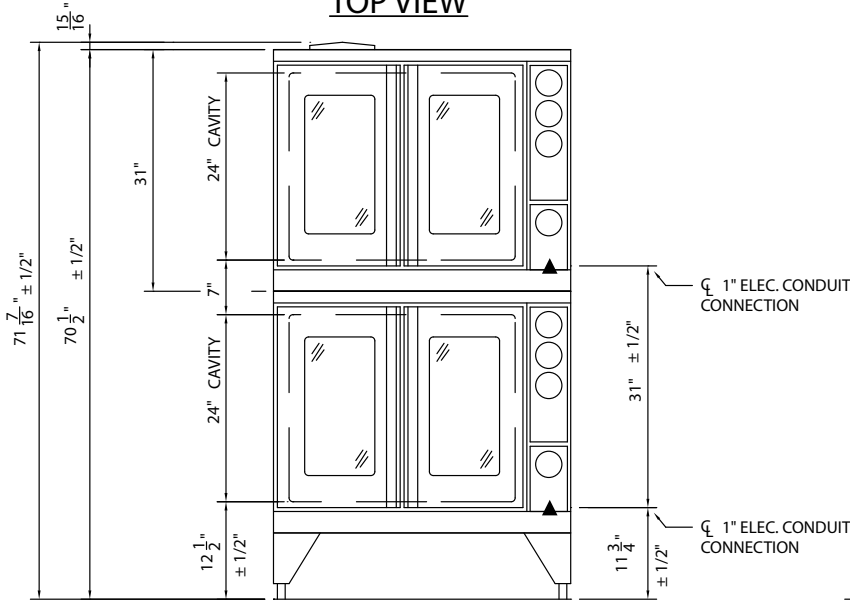
☐ **E102-E** Double section, standard depth

Electrical Specifications - Per Section				
	208V Amps	240V Amps	480V Amps	KW
1 Phase	52.8	45.8	n/a	10.0
3 Phase	30.5	26.5	13.3	10.0

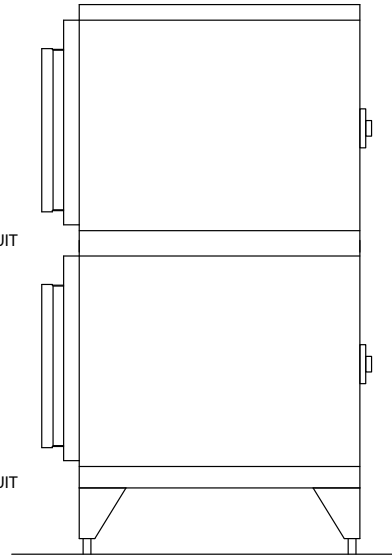
▲ - Electronic connection point



TOP VIEW



FRONT VIEW



RIGHT SIDE VIEW

DIMENSIONS:

FREIGHT CLASS: 85

Model	Depth front view		Width		Height top view		Cube ft. crated	Weight	
	in	cm	in.	cm	in.	cm		lbs	kg
E102-E	39-1/2	100.3	38	96.5	70-1/2	179.1	69.7	1020	464.0



DUKE MANUFACTURING CO.

2305 N. Broadway
St. Louis, MO 63102

800.735.3853 Toll Free
800.231.1130 In Missouri
314.231.5074 Fax
www.dukemfg.com

Specification subject to change