

SUMMIT 2 SAMPLE LESSONS

Welcome to DiscipleLand's all-new ***SUMMIT Large-Group/Small-Group Bible Curriculum!***

SUMMIT is a 100% downloadable, adventure-based, Large-Group/Small-Group Curriculum. ***SUMMIT*** is fun and easy-to-use and provides a solid Biblical foundation for kids ages 6-12.

- Focuses on God's Word and making lifelong disciples.
- God-centered. Bible-based. Doctrinally-sound. Family-friendly.
- Engages kids, teachers and parents.
- Integrates church and home—gets parents involved training their children.
- Helps kids grow in their relationship with God and people.
- Equips kids to navigate today's culture and helps them live out their faith.
- Simple. Fun. Easy-to-use.
- ***One price for all class sizes.*** Quarterly and annual bundles for all group sizes and budgets.

Can SUMMIT be used for Sunday school?

Yes! Great when you have combined elementary ages together for Sunday school. ***SUMMIT*** brings them all together for large group and then breaks kids into two or more small groups. Everyone learns the same Bible truths. When attendance increases, the number of small groups increases.

Can SUMMIT be used for Mid-Week?

Absolutely! A great mid-week curriculum when you want a large-group/small-group format. All elementary kids learn the same Bible truths and break into small groups by age or gender. Includes an optional awards program with patches and pins!

Sample Lessons

The four sample lessons of **Trail 1** (1.1, 1.2, 1.3, 1.4) on the following pages consist of a 6-8 page *Lesson* for Large and Small-Group leaders followed by a 1 page *Small-Group Activity Sheet* for students. Every ***SUMMIT*** lesson includes the following:

Trail and Lesson Overview

Large-Group Time (30-70 minutes)

- Assemble Together (5-10 min) — Opening Activities
- Worship Together (5-15 min) — Prayer, Praise, & Give
- Spark Interest (5-15 min) — Object Lessons
- Explore Scripture (20-30 min) — Bible Teaching

Small-Group Time (20-50 min)

- ReConnect (5-15 min) — Review & Discussion
- Explore More (10-15 min) — Activity Sheets & Games
- Inspire Action (10-20 min) — Application & Bible Memory

Scope & Sequence

You'll find a set of Scope & Sequences (a comprehensive roadmap) at the end of this document.



GOD'S WORD IS ALIVE



Trail 1: Holy Book—Summary

BIG IDEA: *The Bible stands alone—the only Book from God.*

Our world is full of books. Throughout history, countless people have written about their views and ideas, hoping to improve the world. Christianity is not the only religion with “sacred” writings. So why is the Bible different from all the others? What makes it special?

The Bible is not a man-made book; it came from God and is the very Word of God. The Scriptures are “alive and active” (Hebrews 4:12). Though written over a 1,500-year timespan by 40 different authors, the Bible has one unified message. Countless Bible prophecies have been supernaturally fulfilled. After more than 4,000 years, the Bible continues to speak to millions of people each day.

People who read the Bible are not reading what a person thinks, but what God thinks. Unlike other books, the living Word will never die or become obsolete. The Bible stands alone—the only Book from the only true God. The holy Scriptures are His inspired, relevant, and life-changing message to all people for all time.

The four segments of this **Trail** will equip your children to trust the Bible and encourage them to read it regularly:

Trail 1.1 God's Word is Alive—*God speaks through the Bible and makes it alive to people everywhere.*

Trail 1.2 God's Word is Eternal—*God protects the Bible so what it says will stay the same forever.*

Trail 1.3 God's Word is Powerful—*God transforms people who obey what the Bible says.*

Trail 1.4 God's Word is Universal—*God reaches people around the world who hear the Bible's message.*

Trail 1.1: God's Word is Alive—Overview

When young Josiah became king of Judah, God's people had been lured into idolatry. Two wicked kings had preceded Josiah, and the people were largely corrupt. They had turned their backs on the Lord and no longer worshiped Him as the only God. Though they offered sacrifices at the Lord's altar, they also bowed before false gods and engaged in shameful practices.

When workers discovered an ancient copy of the book of the Law, King Josiah realized just how far God's people had wandered from His Word. He immediately repented and summoned all the people to hear God's Law. They also repented and promised to obey the Lord. Josiah led the effort to remove idolatry from the land. He did not rest until every idol and place of false worship had been dismantled and destroyed.



DISCIPLE TARGETS

Along this trail, your children will...

KNOW (truths)

- The Bible motivates people to do what God says
- God detests the worship of anything other than Himself
- God blesses people who obey the Bible with all their hearts

FEEL (emotions)

- Eager to respond to what the Lord tells them in the Bible
- Cautious about venturing into dark or dangerous topics or false religions
- Inspired to wholeheartedly trust God's Word and follow Him

DO (actions)

- Compare and contrast the Bible with other books
- View samples of idols and forms of idolatry that kids are exposed to today
- Tell others why the Bible is special to them

BIG IDEA: *God speaks through the Bible and makes it alive to people everywhere.*

BIBLE PASSAGE: 2 Kings 23:1-25

SUPPLIES: *Move:* various non-fiction books | *Object Lesson:* examples or photographs of idols such as Buddha, incense burner, tarot cards, Ouija board, witchcraft symbols, fortune telling, astrology chart, horoscope, zodiac

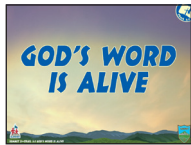
LARGE GROUP TIME (30-70 minutes)

Leader guides kids through each segment via PowerPoint slides.



Assemble Together (5-10 minutes)

CONNECT: As the children arrive, Sherpas (small-group leaders) meet and greet the kids in their groups.



MOVE: Book Popcorn—*This movement-based activity encourages children to compare and contrast the Bible with other types of books. (You may want to meet in small groups for this opening activity.)*

We have all seen and read many different books. When you see books in a library, they are arranged in categories based on what they are about. Listen as I call out different topics. If you can think of a book title in that category, “pop up” like popcorn. Then I will call on several people to name the book you are thinking about.

Suggested book categories/topics:

<i>humorous book</i>	<i>rhyming book</i>	<i>sports book</i>
<i>travel book</i>	<i>biography</i>	<i>science book</i>
<i>animal book</i>	<i>comic book</i>	<i>make-believe book</i>

The Lord created the Bible during a period of 1,500 years through forty human authors! God preserved His Word during the centuries so that it might continue to speak to us and transform us today.

In North America alone, there are annual sales of 40 million Bibles—from study Bibles to family Bibles to pocket Bibles. That’s not even counting foreign markets! The Bible is the best-selling book of all time. In fact, the Bible is the best-selling book of the year every year!

Worship Together (5-15 minutes)

PRAY: Lead the children in prayer.

PRAISE: Select worship songs appropriate for your learners and for this lesson topic. Suggestions: *How Firm a Foundation*; *Wonderful Words of Life*; *Thy Word* (Michael W. Smith); *Holy Bible, Book Divine*

GIVE: Collect the kids' offering.

Spark Interest (5-15 minutes)

INTRODUCE TRAIL 1: We're starting out on another new trail together. Along this trail, we'll learn to trust God's Word and respect the Bible more than any other possession:



Trail 1.1 God's Word is Alive—God speaks through the Bible and makes it alive to people everywhere. *[show slide]*

Trail 1.2 God's Word is Eternal—God protects the Bible so what it says will stay the same forever. *[show slide]*

Trail 1.3 God's Word is Powerful—God transforms people who obey what the Bible says. *[show slide]*

Trail 1.4 God's Word is Universal—God reaches people around the world who hear the Bible's message. *[show slide]*

PRESENT THE OBJECT LESSON: Various "idols" warn kids to avoid involvement in false worship, idolatry, and the occult. **Supplies:** examples or photographs of items such as: Buddha, incense burner, tarot cards, Ouija board, witchcraft symbols, fortune telling, astrology chart, horoscope, zodiac



In Bible-times, many people worshiped false gods or idols. They made wood, stone, or metal figurines of gods that they mistakenly believed would help them or protect them. Show and tell about the samples of idols that you have brought. *[show slide]*

What are some things that kids "idolize" today? Encourage responses such as: money, popularity, good looks, music stars, athletic stars, movie stars, etc. **Why are these idols dangerous?** Encourage responses.

In today's Bible lesson, we'll see how one man led an entire nation away from false gods to the one, true God.

Explore Scripture (20-30 minutes)

SHARE THE "BIG IDEA": God speaks through the Bible and makes it alive to people everywhere.

INTRODUCE TRAIL 1.1: When King Josiah gave orders to repair the Temple, workers discovered an ancient copy of the book of the Law. Someone had hidden it many years before, when nearly all copies of the Scriptures had been destroyed. King Josiah realized just how far God's people had wandered from His Word. The Bible contained the clear message that they were to worship the Lord alone.

TEACH THE BIBLE LESSON—2 KINGS 23:1-25

#1: 2 KINGS 23:1-3

Josiah saw the awful mess his nation was in—and he repented. Then the king called the people together at the Temple. Read/explain 2 Kings 23:1-3. *[show slide]*

- 23:1-2—**Who joined King Josiah at the Temple?** (elders, priests, prophets, common people, prominent people)
- 23:2—**What did Josiah do when everyone had assembled?** (He read the recently discovered Book of the Law.)
- 23:3—**What did the king and all the people pledge to do?** (They promised to obey the Lord and to keep His Word.)



Summary #1: After the people listened to King Josiah read God's Word, they agreed to obey the Lord.

Truth #1: The Bible motivates people to do what God says.

Question #1: Does the Bible seem to be alive when you hear or read it?


Application #1: Listen carefully for God to speak to you from each Bible verse!
[show slide]

#2: 2 KINGS 23:4-20

Now the people were motivated to follow the Lord. It was time to take action! Read/explain 2 Kings 23:4-7. *[show slide]*

The nation had been poisoned and polluted by many years of false worship. Josiah started by getting rid of the pollution inside the Temple itself.

- 23:4-7—**What other gods had the people worshiped in the Temple?** (Baal, Asherah, star constellations, the sun, the moon)
- **Josiah then led God's people to end the idolatry in the city of Jerusalem** (23:8-12).
- **Finally, they eliminated the poison of false worship in the surrounding towns.** (23:13-20)



Summary #2: King Josiah directed the people to destroy all the idols, altars, and places of false worship throughout the land.

Truth #2: God detests the worship of anything other than Himself.

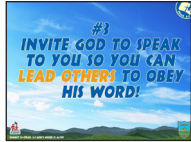
Question #2: Do you idolize anyone or anything more than God?

Application #2: Get rid of everything that takes the place of God in your life!
[show slide]

#3: 2 KINGS 23:21-25

Thanks to King Josiah, the land was purified from idols and false worship. Now the people could begin to worship the Lord as He deserved. Read/explain 2 Kings 23:21-25.

- 23:21—**What important holiday did King Josiah urge the people to celebrate first?** (Passover)
- 23:25—**What made King Josiah so special in God's eyes?** (King Josiah loved and obeyed the Lord wholeheartedly.)



Summary #3: Josiah led the people to celebrate Passover exactly as the Bible described; the king wholeheartedly obeyed God's Word.

Truth #3: God blesses people who obey the Bible with all their hearts.

Question #3: Will you be like King Josiah, obeying whatever God says in His Word?

Application #3: Invite God to speak to you so you can lead others to obey His Word!
[show slide]

Prayer: Ask God to deliver the kids from all forms of idolatry. Pray that they will choose to obey God's Word when they face various temptations.

SMALL GROUP TIME (20-40 minutes)

Small-Group Leaders discuss the Bible lesson and encourage kids to apply God's truth to their lives.



ReConnect (5-15 minutes)

REVIEW THE "BIG IDEA": God speaks through the Bible and makes it alive to people everywhere.

ASK DISCUSSION QUESTIONS:

1. How is God's Word alive to you?
2. What happens when people do not pay attention to what God says in the Bible?
3. Why is it important for believers to hear from God?

Explore More (Option A—Worksheets/Guidebooks) (10-15 minutes)

Complete the activities together on the worksheet found at the end of this lesson or on page 16 in your **God's Word** Guidebooks.

Explore More (Option B) (10-15 minutes)

This problem-solution activity shows kids that the Bible will help guide them through life. **Supplies:** nonfiction books, including the Bible

Bring in various books such as: Bible, medical journal, auto repair manual, atlas, book about plants, self-help book, dictionary, book on dog breeds, etc. Place the books in the center of the children. Talk about a specific problem that one of the books would solve. Examples: **I have a pain in my leg.** (medical book) **Which plants grow best in my yard?** (plant book) Ask one child to choose the book that addresses each problem mentioned. As a final question, invite the kids to select one book to help them through their entire lives. Talk about how the Bible is the best choice as a lifelong guidebook.

Inspire Action (10-20 minutes)

BE TRANSFORMED NOW: Invite the children to sit in a circle. Communicate reasons the Bible is special to you. While playing a worship song or reciting the memory verse, pass around a Bible. When the song or verse has ended, encourage the child holding the Bible to identify a way the Bible is special to him or her. Play several times.

Before class, you may want to ask your pastor and several other people why the Bible is special to them. Capture their responses on video and share the answers with the children.



[Complete the items below in Small Groups OR as you reassemble for Large-Group time.]

REHEARSE THE BIBLE VERSE: (select the Bible translation that you prefer) **[show slide]**

Trail 1 Key Verse: *God's Word is for Everyone—John 5:24 (same verse for four weeks)*

Trail 1.1 Verse: *God's Word is Alive—Hebrews 4:12 (new verse each week)*

PRAY TOGETHER: Pray that God will continue to speak to you through His Word. Ask Him to make the Bible come to life as you read it.

BE TRANSFORMED AT HOME:

1. During the next week, read a favorite Bible passage together with your family. Ask each person to share a verse or phrase that “came alive.”



2. Encourage kids to complete *Trail 1.1* in their *God's Word* Guidebooks during the week. **How can you hear God's voice in the Bible? That's one thing you can find out this week in Trail 1.1. Don't forget to complete the rest of Trail 1.1 with a parent! [show slide]**

To purchase digital or printed Guidebooks, visit DiscipleLand.com.

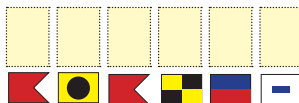


GOD'S WORD IS ALIVE



Before young Josiah became king, God's people had been lured into idolatry. Two wicked kings had preceded Josiah, and the people were now corrupt. They turned their backs on the Lord.

▼ The people destroyed nearly all the



and decided to worship

But Josiah followed the Lord. When he was king, workers found an old Bible scroll hidden in the Temple (2 Kings 22:8). Discovering the lost Bible sparked a revival among God's people.



▼ How did King Josiah encourage everyone to obey the Lord?

2 Kings 23:1-3

Josiah read God's Word; the people agreed to obey the Lord.

23:4-6

Josiah destroyed all the objects used in false worship.

23:25

Josiah turned to the Lord with his whole heart.

MARITIME FLAG DECODER



God speaks through the Bible and makes it alive to people everywhere.



Trail 1 Key Verse—God's Word is for Everyone: John 5:24

Trail 1.1 Verse—God's Word is Alive: Hebrews 4:12



GOD'S WORD IS ETERNAL



Trail 1: Holy Book—Overview

BIG IDEA: *The Bible stands alone—the only Book from God.*

The four segments of this **Trail** will equip your children to trust the Bible and encourage them to read it regularly:

Trail 1.1 God's Word is Alive—God speaks through the Bible and makes it alive to people everywhere.

Trail 1.2 God's Word is Eternal—God protects the Bible so what it says will stay the same forever.

Trail 1.3 God's Word is Powerful—God transforms people who obey what the Bible says.

Trail 1.4 God's Word is Universal—God reaches people around the world who hear the Bible's message.

Trail 1.2: God's Word is Eternal—Overview

Jeremiah prophesied during an era when God's people had closed their ears and hearts to His voice. Jeremiah recruited Baruch, a faithful scribe, to write everything that God had told him on a scroll. Then Baruch took the scroll to the Temple and read it among the people.

Some leaders were alarmed when they heard Jeremiah's warning. The scroll clearly spelled out God's plan to destroy His people unless they repented of their wickedness. After telling Baruch and Jeremiah to find a safe place to hide, they brought the scroll to Jehoiakim, king of Judah. The king listened to the words, then cut the scroll into pieces and threw them into the fire! He refused to heed the Lord's warning. Babylonian armies soon ransacked Jerusalem and dragged God's people into exile—just as Jeremiah had predicted.

God told Jeremiah to write His words again on a new scroll (which likely became the Book of Jeremiah). This episode illustrates that the Bible cannot be destroyed. God protects it because He loves us and knows we need His Word to guide us. Through thousands of years and in spite of turmoil, attacks, and persecutions, God's Word remains intact, alive, and vital.

BIG IDEA: *God protects the Bible so what it says will stay the same forever.*

BIBLE PASSAGE: Jeremiah 36

SUPPLIES: *Object Lesson:* various objects that will someday die or decay | *Explore More:* paper and pencils/pens



DISCIPLE TARGETS

Along this trail, your children will...

KNOW (truths)

- Because God still loves people who walk in evil ways, He warns them
- God's words in the Bible can penetrate deeply into anyone's heart
- Some people openly oppose the Lord and want to destroy God's Word
- People cannot destroy the Bible or change God's inspired words

FEEL (emotions)

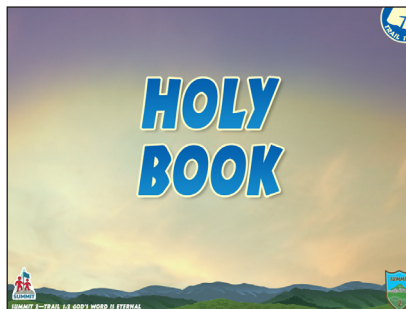
- Concerned about people who reject God and the Bible
- Grateful that God sends warnings so people might repent
- Amazed how God has preserved the Bible and protected it from changes

DO (actions)

- Observe people who show different levels of respect toward God's Word
- Make a scroll that tells people how much God is concerned about them
- Pray that the officials in your community and nation will respect God's Word

PowerPoint Presentation

As you plan your lesson, select PowerPoint slides that correspond to the lesson elements you choose. In the “Slide Sorter” View, you can rearrange and/or delete the slides as necessary. For descriptions of the included slides and tips on their use, see the notes accompanying each slide.

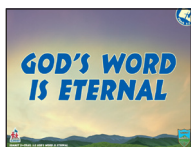


LARGE GROUP TIME (30-70 minutes)

Leader guides kids through each segment via PowerPoint slides.



Assemble Together (5-10 minutes)



CONNECT: As the children arrive, Sherpas (small-group leaders) meet and greet the kids in their groups.

MOVE: Oldest Object—*This comparison activity helps kids realize how long the Bible has endured.* (You may want to meet in small groups for this opening activity.)

Some things have been around for a very long time. The pyramids in Egypt are 4,500 years old. Amazingly, some trees are still alive after 5,000 years*! Think about the oldest living or man-made thing that you have ever seen. It might be a museum you have visited or an antique in your grandparent’s house. Let’s find out who has seen the oldest living or man-made object. Invite kids to respond. Have the child who identifies the oldest item remain standing until everyone has had an opportunity to share.

This might surprise you, but the Bible is probably the oldest thing that you own. Moses wrote the first five Bible books more than 1,400 years before Jesus was born. So, parts of the Old Testament are more than 3,400 years old! Your Bible is an ancient Book. Today we are going to find out how and why this very old Book is still with us.

(*The oldest living tree with a verified age is a bristlecone pine called “Methuselah” that grows in the White Mountains of California. Methuselah was 4,844 years old in 2012 when researchers drilled a core sample and counted the annual rings! It is likely that other bristlecone pines exceed 5,000 years of age.)

Worship Together (5-15 minutes)

PRAY: Lead the children in prayer.

PRAISE: Select worship songs appropriate for your learners and for this lesson topic.

Suggestions: *How Firm a Foundation*; *Wonderful Words of Life*; *Thy Word* (Michael W. Smith); *Holy Bible, Book Divine*

GIVE: Collect the kids' offering.

Spark Interest (5-15 minutes)

REVIEW TRAIL 1: We're starting out on another new trail together. Along this trail, we'll learn to trust God's Word and respect the Bible more than any other possession:




Trail 1.1 God's Word is Alive—God speaks through the Bible and makes it alive to people everywhere. *[show slide]*

Trail 1.2 God's Word is Eternal—God protects the Bible so what it says will stay the same forever. *[show slide]*

PRESENT THE OBJECT LESSON: Compare and contrast the eternal Word of God with various objects that will someday die or decay. **Supplies:** see below

Bring several objects that will endure for various periods of time: grass, cut flowers, raw meat, banana, glass of water, stick, rock, Bible, etc.

Present all the items that you have assembled. Then invite the kids to help you organize the objects in order according to how long each one will last. Just for fun, you may want to drink the water, eat the banana, etc. Leave the Bible as the final object.



Ask students how long the Bible will last. Then read Isaiah 40:8 aloud. Discuss God's power to make some things last only a short period of time and others to last indefinitely. **God has promised to protect His Word so that it will always be available for people to learn the truth about the things that are most important. That's why the Bible will last forever!**

[show slide]

Option: Take a "nature walk" together outside. Along the way, point out different objects (grass, rocks, trees, buildings, sun, clouds, animals, etc.) and discuss how long each one will last.

Explore Scripture (20-30 minutes)

SHARE THE "BIG IDEA": God protects the Bible so what it says will stay the same forever.

INTRODUCE TRAIL 1.2: Through the centuries, many people have tried to destroy the Bible to keep others from hearing what God wanted them to know. But because the Bible is "alive," people can never "kill" it. Today's lesson is about a time when someone wanted to do away with God's Word.

TEACH THE BIBLE LESSON—JEREMIAH 36**#1: JEREMIAH 36:1-7**

Jeremiah was a prophet during a time when people had closed their ears and hearts to God's voice. Jeremiah had the difficult task of speaking the truth when no one wanted to listen. Read/explain Jeremiah 36:1-7.

- 36:2—**What did God tell Jeremiah to do?** (Write the Lord's words on a scroll.)
- 36:3—**Why did God want Jeremiah to write His message?** (Jeremiah wrote so God's people would change their ways and pray for His mercy)
- 36:4-7—**Who wrote Jeremiah's words and read them to the people?** (Baruch, the scribe)



Summary #1: Jeremiah wrote God's words of warning on a scroll so His people would repent and the Lord would relent of the coming judgment.

Truth #1: God warns people who walk in evil ways, because He still loves them.

Question #1: Does God want to warn you about something?

Application #1: Because God loves you, He will warn you about walking away from Him! [show slide]

#2: JEREMIAH 36:8-19

Baruch read Jeremiah's scroll in the Temple. Micaiah heard Baruch and told his friends. They then invited Baruch to read the scroll again to the king's officials. Read/explain Jeremiah 36:15-19.

- 36:16—**How did the officials respond to Jeremiah's words?** (They became afraid of God's judgment and wanted to warn the king.)
- 36:19—**Why did the officials tell Baruch to hide?** (They realized that the king might want to kill Jeremiah and Baruch.)



Summary #2: When the king's officials heard Baruch read Jeremiah's words, they feared the Lord.

Truth #2: God's words in the Bible can penetrate deeply into anyone's heart.

Question #2: How do you respond when you hear God's words?

Application #2: Let God's Word sink deeply into your heart and mind! [show slide]

#3: JEREMIAH 36:20-26

The officials told the king about Jeremiah's scroll. He wanted to hear the words himself. Read/explain Jeremiah 36:20-26. [show slide]

- 36:23-24—**What did King Jehoiakim do after listening to God's words from Jeremiah's scroll?** (He cut the scroll into pieces and threw them into the fire.)
- 36:25—**Did anyone try to stop the king?** (Yes, several officials urged Jehoiakim not to burn the scroll.)
- 36:26—**What did King Jehoiakim tell his servants to do?** (Seize Jeremiah and Baruch!)



Summary #3: When King Jehoiakim heard God's words to Jeremiah, he cut the scroll into pieces and burned them.

Truth #3: Some people openly oppose the Lord and want to destroy God's Word.

Question #3: Do you know people who disregard God and the Bible?

Application #3: Beware of people who hate God and ridicule His Word! [show slide]



#4: JEREMIAH 36:27-32

God kept Jeremiah and Baruch safe from the king because He had another assignment for them. Read/explain Jeremiah 36:27-32.

- 36:27-28—**What did God tell Jeremiah to do next?** (Write His words again on a new scroll.)
- 36:29-31—**What did God tell Jeremiah about King Jehoiakim?** (God would judge the king severely.)



Summary #4: God told Jeremiah to rewrite His words on another scroll—and to condemn King Jehoiakim for his actions.

Truth #4: People cannot destroy the Bible or change God's inspired words.

Question #4: Are you ready to take God's words in your Bible seriously?

Application #4: Your life pivots on how you respond to what God says! *[show slide]*

Prayer: Thank God that His Word is indestructible. Praise Him for preserving the Book of Jeremiah in your Bible. Ask the Lord to speak to you through the Scriptures and to help you respond to whatever He says.

SMALL GROUP TIME (20-40 minutes)

Small-Group Leaders discuss the Bible lesson and encourage kids to apply God's truth to their lives.



ReConnect (5-15 minutes)

REVIEW THE "BIG IDEA": God protects the Bible so what it says will stay the same forever.

ASK DISCUSSION QUESTIONS:

1. What things can you think of that never change?
2. Why don't some people like to hear what God has to say?
3. Why are you glad that God preserved the Bible throughout the centuries?

Explore More (Option A—Worksheets/Guidebooks) (10-15 minutes)

Complete the activities together on the worksheet found at the end of this lesson or on page 20 in your **God's Word** Guidebooks.

Explore More (Option B) (10-15 minutes)

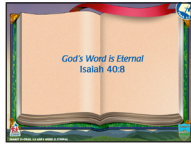
The Bible cannot be destroyed. God protects it because He loves us and knows we need His Word to guide us. Through centuries of turmoil, attacks, and persecutions, God's Word remains intact, alive, and vital.

Because God cares about people who walk in evil ways, He calls others to warn them about the coming judgment. Jeremiah wrote God's words on a scroll so the people would know of the upcoming danger. Now it's our turn. What could you say to someone who is walking away from God or who lives as if God doesn't exist? How could you warn him or her about the upcoming danger? Encourage responses.

Invite each child to take a piece of paper and briefly write personal words of concern and hope to someone who is not walking with the Lord. Their messages might conclude with John 5:24. After the kids are done, have them roll the papers up to look like scrolls and prayerfully give them to a friend.

Inspire Action (10-20 minutes)

BE TRANSFORMED NOW: When people heard Baruch read God's words, some of them feared the Lord and wanted to change their evil ways. Others, such as the king, remained closed-minded about the Lord. **God's words in the Bible can penetrate deeply into anyone's heart.** Pray that the government officials in your community, your state or province, and your country will respect, honor, and promote God's Word.



[Complete the items below in Small Groups OR as you reassemble for Large-Group time.]

REHEARSE THE BIBLE VERSE: (select the Bible translation that you prefer) **[show slide]**

Trail 1 Key Verse: *God's Word is for Everyone*—John 5:24 (same verse for four weeks)

Trail 1.2 Verse: *God's Word is Eternal*—Isaiah 40:8 (new verse each week)

PRAY TOGETHER: Pray that God's Word will accomplish exactly what He desires—that your faith will sprout, grow, and flourish.

BE TRANSFORMED AT HOME:

1. During the next week, have each person in your family recite (or make up) a promise or command and see if the rest of the family can decide whether or not it came from the Bible.

Examples: Do not steal (yes); Forgive those who forgive you (no); Be angry, but don't sin (yes); God helps those who help themselves (no); Love your enemies (yes).



2. Encourage kids to complete *Trail 1.2* in their *God's Word* Guidebooks during the week. **How did scribes keep from making mistakes when they copied the Bible? That's one thing you can find out this week in Trail 1.2. Don't forget to complete the rest of Trail 1.2 with a parent! [show slide]**

To purchase digital or printed Guidebooks, visit DiscipleLand.com.



GOD'S WORD IS ETERNAL



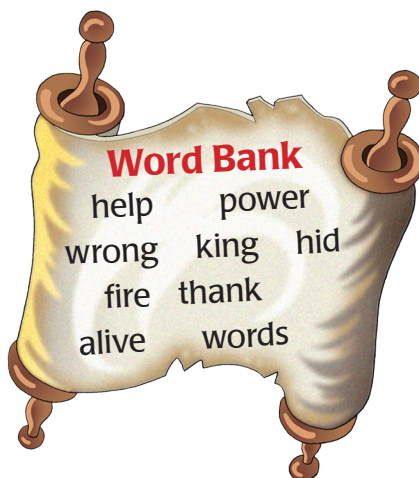

✓ Read **Jeremiah 36** to find out what happened to the scroll that God told Jeremiah to write. Then solve the crossword puzzle.

ACROSS

1. _____ You, God!
4. God wanted to _____ His people (36:3).
6. He gave His _____ to Jeremiah (36:4).
7. The _____ did not like God's words (36:23).
8. The king threw the words into a _____ (36:23).

DOWN

2. God's Word is _____.
3. The king was _____ (36:30).
4. God _____ Jeremiah and Baruch (36:26).
5. God's Word is filled with _____ (36:31).



God protects the Bible so what it says will stay the same forever.



Trail 1 Key Verse—*God's Word is for Everyone:* John 5:24
Trail 1.2 Verse—*God's Word is Eternal:* Isaiah 40:8



GOD'S WORD IS POWERFUL



Trail 1: Holy Book—Overview

BIG IDEA: *The Bible stands alone—the only Book from God.*

The four segments of this **Trail** will equip your children to trust the Bible and encourage them to read it regularly:

Trail 1.1 God's Word is Alive—God speaks through the Bible and makes it alive to people everywhere.

Trail 1.2 God's Word is Eternal—God protects the Bible so what it says will stay the same forever.

Trail 1.3 God's Word is Powerful—God transforms people who obey what the Bible says.

Trail 1.4 God's Word is Universal—God reaches people around the world who hear the Bible's message.

Trail 1.3: God's Word is Powerful—Overview

During the first century, many wealthy people owned slaves who worked in their fields or households. Onesimus was one of millions of slaves throughout the Roman Empire. He had evidently robbed his master, Philemon, and escaped to Rome where he hoped to avoid capture.

According to God's perfect plan, Onesimus met Paul, who introduced him to Jesus. God transformed a runaway criminal into a new creation in Christ! When Paul learned that Onesimus was the legal property of Philemon, his close friend and fellow Christian, the apostle penned a touching and instructive letter—the Book of Philemon. This lesson will show students how God's Word can change anyone who is willing to believe its message and follow what the Lord says.

BIG IDEA: *God transforms people who obey what the Bible says.*

BIBLE PASSAGE: Philemon

SUPPLIES: *Move:* clothing articles, makeup items, hats, sunglasses | *Object Lesson:* three eggs (one of them hard-boiled), clear bowl, table knife



DISCIPLE TARGETS

Along this trail, your children will...

KNOW (truths)

- Fellow Christians need regular encouragement and prayer
- When someone becomes a Christian, God gives him or her a new purpose and identity
- God expects believers to forgive the sins they commit against one another

FEEL (emotions)

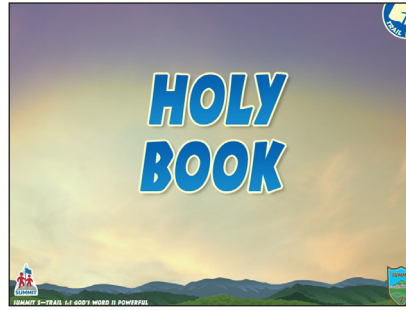
- Determined to speak words that encourage others to do the right thing
- Glad that the Good News about Jesus can change any person's life
- Emboldened to admit their wrongs to others and to set things straight

DO (actions)

- Address their need to confess any sins and to be reconciled with others
- Participate in a "total makeover" contest
- Discuss ways to experience forgiveness in everyday situations

PowerPoint Presentation

As you plan your lesson, select PowerPoint slides that correspond to the lesson elements you choose. In the “Slide Sorter” View, you can rearrange and/or delete the slides as necessary. For descriptions of the included slides and tips on their use, see the notes accompanying each slide.

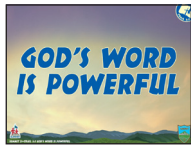


LARGE GROUP TIME (30-70 minutes)

Leader guides kids through each segment via PowerPoint slides.



Assemble Together (5-10 minutes)



CONNECT: As the children arrive, Sherpas (small-group leaders) meet and greet the kids in their groups.

MOVE: Total Makeover Contest—*This transformation activity gives kids an opportunity to witness a “total makeover.”* (You may want to meet in small groups for this opening activity.)

Before class, bring clothing, makeup items, hats, sunglasses, and anything else you can think of that could totally transform a person’s appearance. Find two people who are willing to undergo this transformation. You might want to select volunteers from among the children.

We have probably all seen one of the “total makeover” shows on TV. In a short period of time, trained specialists or coaches completely makeover a room or house, how a person looks, or how a family interacts. It is fun to see the “before and after” images.

Today we are going to have a “total makeover” contest. I have brought stuff that we can use to totally makeover two people. Introduce your volunteers, or select two kids to be “made over.” Invite your volunteers to the front and have them select three to four other kids to be their makeover team. (You may want to take “before and after” photos.) **It’s time for makeover magic. Each team has two minutes to transform the volunteer into someone completely different. Ready, set, go!** After two minutes, have everyone vote on the best makeover.

It is relatively easy to change how people look on the outside, but we need God’s help to transform who we are on the inside. Talk about the difference between external makeovers and internal transformation.

Worship Together (5-15 minutes)

PRAY: Lead the children in prayer.

PRAISE: Select worship songs appropriate for your learners and for this lesson topic.
Suggestions: *Change My Heart, O God*; *Wonderful Words of Life*; *Thy Word* (Michael W. Smith)

GIVE: Collect the kids' offering.

Spark Interest (5-15 minutes)

REVIEW TRAIL 1: We're starting out on another new trail together. Along this trail, we'll learn to trust God's Word and respect the Bible more than any other possession:



Trail 1.1 God's Word is Alive—God speaks through the Bible and makes it alive to people everywhere. *[show slide]*

Trail 1.2 God's Word is Eternal—God protects the Bible so what it says will stay the same forever. *[show slide]*

Trail 1.3 God's Word is Powerful—God transforms people who obey what the Bible says. *[show slide]*

PRESENT THE OBJECT LESSON: *This egg demonstration shows how God changes people from the inside out.* **Supplies:** three eggs (one of them hard-boiled), clear bowl, table knife


Before class, have fun decorating and “making-over” an egg so it looks very different from an ordinary egg.



What are some things people use to change the way they look? (clothes, makeup, hair color, wigs, etc.) **Those items all change a person on the outside, but the inside remains entirely the same.**



On the outside, these two eggs look very different. *[show slides]* Hold up an ordinary egg and your decorated egg. **We all know what's inside an ordinary eggshell. If we crack an egg open, we'll see the yellow yolk and the clear liquid that surrounds it.** Crack the ordinary egg into the bowl. *[show slide]*



Now take a look at this extra-special, totally-transformed egg! Show students your made-over egg, then crack it open and reveal that the inside looks exactly like an ordinary egg. *[show slide]* **Though those two eggs looked very different on the outside, they were exactly the same on the inside.**



Hold up the hard-boiled egg. **This looks like an ordinary egg, but it has been transformed on the inside.** Remove the shell and cut it open to show that the egg has changed all the way through. *[show slide]* **How can you transform an egg on the inside?** (Boil it.) **God is the only One who can change people on the inside. When a person becomes a Christian, God begins transforming us from the inside. Over time, as we read and obey the Bible, the Lord can totally transform us to think and act like Jesus. He can change us from the inside out!**

Explore Scripture (20-30 minutes)

SHARE THE "BIG IDEA": God transforms people who obey what the Bible says.

INTRODUCE TRAIL 1.3: While in prison in Rome, Paul led a man named Onesimus to faith in Christ. Onesimus was a runaway slave who had likely stolen from his master, Philemon. It just so happened that Philemon and Paul were close friends. Paul had led Philemon to Christ years before. So, Paul sent a letter to Philemon that was likely delivered by Onesimus. That letter is now part of the Bible, the tiny Book of Philemon.

TEACH THE BIBLE LESSON—PHILEMON

#1: PHILEMON 1-7

Philemon was an influential Christian. The Church in Colossae met in his home. Read/explain Philemon 1-7.

- 4-5—**Why was Paul thankful for Philemon?** (Philemon showed love for God and fellow Christians.)
- 6-7—**What did Paul pray for Philemon?** (Paul prayed that Philemon's faith would grow and that he would continue to refresh others.)



Summary #1: Paul wrote a letter to encourage the faith of his friend, Philemon.

Truth #1: Fellow Christians need regular encouragement and prayer.

Question #1: How do you encourage other believers?

Application #1: Find ways to show other Christians that they really matter to God!
[show slide]

#2: PHILEMON 8-17

Paul now explains to Philemon the main purpose of his letter. Read/explain Philemon 10-16. "Onesimus" means "useful." In the past, however, Onesimus had proved to be "useless" and troublesome to Philemon, his master. [show slide]

- **Do you think it was difficult for Onesimus to return home to face Philemon?** Encourage responses.
- 10-12—**What did Paul ask Philemon to do?** (Welcome Onesimus as a new brother in Christ.)
- **Do you think welcoming Onesimus would be difficult for Philemon to do? Why or why not?** Encourage responses.



Summary #2: Paul asked Philemon to welcome Onesimus, Philemon's runaway slave, who was now a fellow believer.

Truth #2: When someone becomes a Christian, God gives him or her a new purpose and identity.

Question #2: Do you need to reconcile with someone who has offended you?

Application #2: Be willing to change your attitude toward those who wrong you!
[show slide]

#3: PHILEMON 18-25

After his conversion to Christ, Onesimus evidently told Paul that he had not only run away from his master, but he had also stolen from Philemon. Read/explain Philemon 18-20.

- 18-20—**Who did Paul tell Philemon to charge for the things that Onesimus had stolen?** (Paul tells Philemon that he will pay the entire amount owed.)
- **The Book of Philemon doesn't disclose the end of the story. What do you think Philemon did with Onesimus?** Encourage responses.



Summary #3: Paul asked Philemon to forgive Onesimus for stealing from him.

Truth #3: God expects believers to forgive the sins they commit against one another.

Question #3: Are you holding a grudge against anyone?

Application #3: Forgive those who sin against you—and hold nothing against them!
[show slide]

Prayer: Thank God for forgiving and transforming Paul, Philemon, and Onesimus. Ask the Lord to help you obey God's Word so He will forgive and transform you, too.

SMALL GROUP TIME (20-40 minutes)

Small-Group Leaders discuss the Bible lesson and encourage kids to apply God's truth to their lives.



ReConnect (5-15 minutes)

REVIEW THE "BIG IDEA": God transforms people who obey what the Bible says.

ASK DISCUSSION QUESTIONS:

1. Why is forgiveness so important to building good relationships?
2. Is there someone you need to completely forgive? / Do you need to ask someone to forgive you?
3. How has the Bible helped to transform you?

Explore More (Option A—Worksheets/Guidebooks) (10-15 minutes)

Complete the activities together on the worksheet found at the end of this lesson or on page 24 in your **God's Word** Guidebooks.

Explore More (Option B) (10-15 minutes)

"Forgiveness" is one of the main themes in the Bible. Forgiveness is essential between God and people. Forgiveness is also important between people. Forgiving others is not always easy. We need to find ways to bring forgiveness into everyday situations that we might face.

First, let's find out what the Bible has to say about forgiveness. Look up these Bible verses and discuss what they mean:

Psalm 103:12; Jeremiah 33:8; 1 John 1:9; Ephesians 4:32; Colossians 3:13


Now let's brainstorm together to come up with solutions for some problems related to forgiveness.

- A friend says something mean about you behind your back.
- A boy at school calls you a hurtful name that others start to use, too.
- A sister knows about something you have done wrong. She keeps threatening to tell your parents unless you do whatever she says.
- A friend is depressed because he or she doesn't see a way out of a seemingly hopeless situation.
- A neighbor's house was vandalized and the owner tells your parents that you were involved.

Inspire Action (10-20 minutes)

BE TRANSFORMED NOW: Onesimus had to face the possibility that his owner might put him in prison or condemn him to death. But Onesimus trusted the Lord and made a courageous step to make things right.

Be honest! Do you need to "get clean" about something you have done? If so, take a minute now and confess it to the Lord privately (1 John 1:9). Then, take bold steps to clear things up with anyone else who needs to forgive you (James 5:16).



[Complete the items below in Small Groups OR as you reassemble for Large-Group time.]

REHEARSE THE BIBLE VERSE: (select the Bible translation that you prefer) **[show slide]**

Trail 1 Key Verse: *God's Word is for Everyone*—John 5:24 (same verse for four weeks)

Trail 1.3 Verse: *God's Word is Powerful*—1 Thessalonians 1:5 (new verse each week)

PRAY TOGETHER: Invite God to transform you into the person He wants you to be. Pray for courage and determination to make the changes that He reveals to you.

BE TRANSFORMED AT HOME:

1. During the next week, take turns with family members identifying people in the Bible and in your church whom God has transformed. Talk about specific ways that the Lord has changed each one.



2. Encourage kids to complete *Trail 1.3* in their *God's Word* Guidebooks during the week. **How did God transform people different whose stories are featured in the Bible? That's one thing you can find out this week in Trail 1.3. Don't forget to complete the rest of Trail 1.3 with a parent! [show slide]**

To purchase digital or printed Guidebooks, visit DiscipleLand.com.




GOD'S WORD IS POWERFUL



God can do anything. One thing He enjoys most is to transform people—changing them to become more like Himself.

▼ Onesimus was a slave. His master was a Christian named Philemon. Philemon became a friend of the Apostle Paul. Read **Philemon 1:1-25**. Help Onesimus find his way back to Philemon.



God transforms people who obey what the Bible says.



Trail 1 Key Verse—*God's Word is for Everyone:* John 5:24

Trail 1.3 Verse—*God's Word is Eternal:* Isaiah 40:8



GOD'S WORD IS UNIVERSAL



Trail 1: Holy Book—Overview

BIG IDEA: *The Bible stands alone—the only Book from God.*

The four segments of this **Trail** will equip your children to trust the Bible and encourage them to read it regularly:

Trail 1.1 God's Word is Alive—God speaks through the Bible and makes it alive to people everywhere.

Trail 1.2 God's Word is Eternal—God protects the Bible so what it says will stay the same forever.

Trail 1.3 God's Word is Powerful—God transforms people who obey what the Bible says.

Trail 1.4 God's Word is Universal—God reaches people around the world who hear the Bible's message.

Trail 1.4: God's Word is Universal—Overview

The Great Commission is God's plan for believers to make disciples of Jesus from every nation. Revelation 7 describes the scene when people who speak every language group will be praising God in heaven. In Romans 10, the Apostle Paul challenged Christians to take the Bible's message to people who have not yet heard about Jesus. Because the Lord makes no distinction between nationality, gender, or language, everyone who calls upon Jesus' name will be saved.

This lesson will show your kids that God cares about every person on the planet and that the Bible is the key to communicating God's love to people from every nation! Unbelievers cannot receive salvation unless Christian messengers go to them!

BIG IDEA: *God reaches people around the world who hear the Bible's message.*

BIBLE PASSAGE: Revelation 7:9-17; Romans 10:9-15

SUPPLIES: *Object Lesson:* globe, pebbles and round basin of water | *Explore More:* "Good News for Kids" download



DISCIPLE TARGETS

Along this trail, your children will...

KNOW (truths)

- People from around the world who believe the Bible's message about Jesus will worship God in heaven
- In heaven, people will never again experience hunger, hardship, or tears
- People cannot enjoy heaven unless others go and tell them about Jesus

FEEL (emotions)

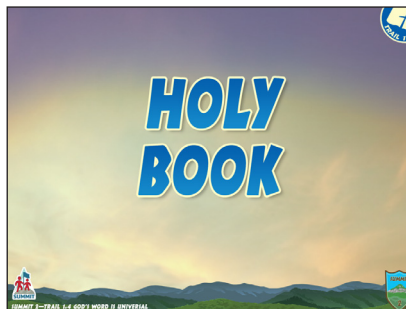
- Jubilant that so many different people who believe in Jesus will celebrate in heaven
- Compassion for the many, many people who still need to hear about Jesus' love and forgiveness
- Bold to answer God's call to help complete the Great Commission

DO (actions)

- Discuss reasons and ways that people celebrate together
- Learn about Bible translation progress around the world
- Pray for God to send more workers into the harvest field

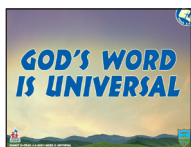
PowerPoint Presentation

As you plan your lesson, select PowerPoint slides that correspond to the lesson elements you choose. In the "Slide Sorter" View, you can rearrange and/or delete the slides as necessary. For descriptions of the included slides and tips on their use, see the notes accompanying each slide.



LARGE GROUP TIME (30-70 minutes)

Leader guides kids through each segment via PowerPoint slides.



Assemble Together (5-10 minutes)

CONNECT: As the children arrive, Sherpas (small-group leaders) meet and greet the kids in their groups.

MOVE: Reasons to Celebrate—*This brainstorm activity helps children focus on reasons to celebrate.* (You may want to meet in small groups for this opening activity.)

Let's see how many different reasons we can think of that people come together for a celebration or big party. (birthday, wedding, graduation, holidays, funeral, award ceremony, concert, athletic event, project completion, national events, career milestone, retirement, anniversary, etc.)

What are some things that people do to get ready for a big celebration? (plan, sent out invitations, put up decorations, prepare food, wear costumes, etc.)

The Bible tells about an incredible celebration that will take place in heaven someday in the future. A crowd of people so large that it cannot be counted, from every culture and language on earth, will celebrate and praise God together. These people will live under God's protection forever, enjoying the many blessings that the Lord pours on them.

Worship Together (5-15 minutes)

PRAY: Lead the children in prayer.

PRAISE: Select worship songs appropriate for your learners and for this lesson topic. Suggestions: *We've a Story to Tell to the Nations; How Firm a Foundation; Wonderful Words of Life; Holy Bible, Book Divine*

GIVE: Collect the kids' offering.

Spark Interest (5-15 minutes)

REVIEW TRAIL 1: We're starting out on another new trail together. Along this trail, we'll learn to trust God's Word and respect the Bible more than any other possession:



Trail 1.1 God's Word is Alive—God speaks through the Bible and makes it alive to people everywhere. *[show slide]*

Trail 1.2 God's Word is Eternal—God protects the Bible so what it says will stay the same forever. *[show slide]*

Trail 1.3 God's Word is Powerful—God transforms people who obey what the Bible says. *[show slide]*

Trail 1.4 God's Word is Universal—God reaches people around the world who hear the Bible's message. *[show slide]*

PRESENT THE OBJECT LESSON: *This comparison shows how Christians can realistically reach the entire world with the Gospel.* **Supplies:** globe or map of the world, a round tub or basin filled with several inches of water, several pebbles

The Great Commission is God's plan for believers to make disciples everywhere, so people from every nation will hear the Good News about Jesus. Hold up the globe. Right now, between 7-8 billion people live on the earth. That's a lot of people! I have a question for you. Does the Great Commission seem impossible to accomplish? Do you wonder if Christians can ever do what Jesus told us to do? Encourage responses.

If you were a devoted evangelist or pastor and you wanted everyone in the world to respond to the Good News about Jesus, which option would you choose:

Option #1: You fill a large stadium with people and share the Gospel so that every day 1,000 people come to faith in Jesus. How long do you think it would take for you to reach 8 billion people on earth? (21,917,808 years!)

Years	Option #1 (addition)	Option #2 (multiplication)
1	1,000	1
10	10,000	10
20	20,000	100
25	25,000	316,227
35	35,000	10,000,000,000

Option #2: You share the Good News with one person and invest time during the whole year training that person to follow Jesus. At the end of the year, both of you share the Gospel with one other person and do the same thing each year. How long do you think it would take to reach everyone in the entire world? (34 years!) *[show slide]*

Each one of us can influence the world in dramatic ways. Imagine that this round tub is the world. What will happen when I drop a small pebble into the water? (Encourage responses; then invite the kids to gather around to watch what happens as you drop one pebble into the tub.) That tiny pebble had a "ripple effect" in the entire basin of water. One pebble caused one ripple that caused another ripple that caused another ripple until all the water was moving. With God's help, each one of us can have the same effect on the people around us! *[show slide]*



Option #1 would take 21,917,808 years to produce less than half the number of believers that option #2 would produce in only 35 years! That's what happens when we multiply instead of add. If every Christian shares the Gospel with another person, before long we will reach everyone on the planet with the Good News about Jesus. We can fulfill the Great Commission in our lifetime!

Explore Scripture (20-30 minutes)


SHARE THE "BIG IDEA": God reaches people around the world who hear the Bible's message.

INTRODUCE TRAIL 1.4: God made an amazing promise to Abraham and Sarah: their family would bless every nation on earth! After 2,000 years, Abraham became the great-great-great (40 greats!) grandfather of a very special Son—Jesus! God's blessing to Abraham and Sarah meant that people from every nation on earth will live forever in heaven because of Jesus.

TEACH THE BIBLE LESSON—REVELATION 7:9-17; ROMANS 10:9-15

#1: REVELATION 7:9-12

God gave John an opportunity to glimpse into heaven. Read/explain Revelation 7:9-12. **First, John saw a huge crowd of people.** *[show slide]*



- 7:9—**Describe the ethnic makeup of this multitude.** (People in the huge crowd were from every nation, tribe, and spoke many different languages.)
- 7:10—**Why did the huge crowd thank God?** (He had provided a way of salvation.)
- 7:10—**What do these verses tell you about God's character?** (The Lord is glorious and wise; He deserves thanksgiving and honor; He has great power and strength.)

Summary #1: The Apostle John saw a heavenly vision of many people from every nation and language praising God.

Truth #1: People from around the world who believe the Bible's message about Jesus will worship God in heaven.

Question #1: Will you be among those people who will be in heaven?

Application #1: Salvation is God's free gift when you trust Jesus to forgive your sins! *[show slide]*



#2: REVELATION 7:13-17

An elder in heaven helped John understand more about what was going on. Read/explain Revelation 7:13-17.

- 7:13-14—**Where did the huge crowd of people come from?** (They had all died for their faith in Jesus during the great tribulation.)
- 7:15—**What did the large crowd do day and night?** (They continually served God.)
- 7:16-17—**Why were they so glad to serve God in heaven?** (The Lord had done so many wonderful things for them!)

Summary #2: The Apostle John saw people in heaven from every country serving and following their Shepherd, Jesus.

Truth #2: In heaven, people will never again experience hunger, hardship, or tears.

Question #2: What interests you most about heaven?

Application #2: To find out what heaven will be like, read your Bible! *[show slide]*



#3: ROMAN 10:9-15

The people in John's vision were able to enjoy heaven only because other people had courageously shared the Good News about Jesus with them. Read/explain Romans 10:13-15.

- 10:9-10—**How are your heart and mouth involved in salvation?** (The heart believes the message and the mouth confesses your belief to others.)
- 10:13—**Who will be saved from their sins?** (Everyone who calls on the name of the Lord!)
- 10:14-15—**Five things take place when someone is saved. Put these words in the correct order: call, believe, hear, speak, go** (First, someone must go to non-believers; then he or she must speak the good news; when non-believers hear, they can believe the message and call upon the Lord for salvation.)
- **What happens if believers fail to go or to speak?** (Non-believers cannot hear the Good News; they cannot believe in Jesus; they cannot out for God to forgive them. They cannot go to heaven.)



Summary #3: The Apostle Paul challenged Christians to take the Bible's Good News message to people who have not yet heard about Jesus.

Truth #3: People cannot enjoy heaven unless others go and tell them about Jesus.

Question #3: Do you care about the things that God cares about most—lost people?

Application #3: Move your feet so you can speak the Good News about Jesus to someone you know! *[show slide]*

Prayer: Ask God to motivate Christians to tell the Good News to their friends and neighbors. Pray that Christians will go around the world to share their faith with people in every country.

SMALL GROUP TIME (20-40 minutes)

Small-Group Leaders discuss the Bible lesson and encourage kids to apply God's truth to their lives.



ReConnect (5-15 minutes)

REVIEW THE "BIG IDEA": God reaches people around the world who hear the Bible's message.

ASK DISCUSSION QUESTIONS:

1. How did Jesus bless every nation on earth?
2. Do you know anyone who needs to hear about God's love and forgiveness?
3. Identify people you know who are helping spread the Good News to others.

Explore More (Option A—Worksheets/Guidebooks) (10-15 minutes)

Complete the activities together on the worksheet found at the end of this lesson or on page 28 in your **God's Word** Guidebooks.

Explore More (Option B) (10-15 minutes)

Provide copies of "Good News for Kids" (found in the *Supplemental Resources* folder of the **Quarter A** download) for each child.

Use "Good News for Kids" to explain the Gospel to your small group. Encourage the students to respond personally. Also, show how easy it is to use the page to present the wonderful message of Jesus' love and forgiveness to their friends.

Explore More (Option C) (10-15 minutes)

Guess how many different languages are spoken around the world today. (6,837)

Guess how many of those languages have a complete Bible. (471)

Guess how many Bible translations are currently in progress. (1,976)

Guess how many languages have at least a New Testament. (1,223)

Guess how many languages still need a Bible translation. (2,040)

**Scripture Access statistics from 2011.*

Provide copies of "Good News for Kids" (found in the *Supplemental Resources* folder of the **Quarter A** download) for each child.

Talk with the children about how important money is to the Bible translation process (pays for missionaries to work full time, airfares, computers, printing, shipping, etc.). Have the students brainstorm ideas to raise money for the Bible translation process. You may want to set a date for a fundraiser, or have the kids do something simple like count the number of Bibles they have at home and bring in \$1 for each one they find.

Inspire Action (10-20 minutes)

BE TRANSFORMED NOW: Jesus told His disciples to pray for more people to work for God. Of the 2,040 language groups that still need God's Word, more than 90% are located in three areas of the world: Africa: 801, Asia: 719, Pacific: 403. Let's ask God to send more workers to translate the Bible into those languages. Lead the children in prayer.

[Complete the items below in Small Groups OR as you reassemble for Large-Group time.]



REHEARSE THE BIBLE VERSE: (select the Bible translation that you prefer) *[show slide]*

Trail 1 Key Verse: *God's Word is for Everyone—John 5:24 (same verse for four weeks)*

Trail 1.4 Verse: *God's Word is Universal—John 5:24 (new verse each week)*

PRAY TOGETHER: Ask God to help you share His Good News with people who need to trust Jesus—to forgive their sins and give them new life.

BE TRANSFORMED AT HOME:

1. During the next week, find out how your family is involved supporting the global spread of the Gospel. Talk about new opportunities might you want to consider.
2. Encourage kids to complete **Trail 1.4** in their **God's Word** Guidebooks during the week. **What huge wedding celebration will take place in heaven that includes all of Abraham's descendants? That's one thing you can find out this week in Trail 1.4. Don't forget to complete the rest of Trail 1.4 with a parent! *[show slide]***



To purchase digital or printed Guidebooks, visit DiscipleLand.com.




GOD'S WORD IS FOR EVERYONE



When Abraham was 100 years old, God finally gave Abraham and Sarah a son, Isaac—just as He had promised.

✓ After 2,000 years, Abraham became the great-great-great (40 greats!) grand-father of a very special Son:



MARITIME FLAG DECODER



✓ How will people from every nation hear about Jesus and respond to His call to be saved? (Hint: see **Romans 10:13-15**.)

.....

.....

.....

.....



God reaches people around the world who hear the Bible's message.



Trail 1 Key Verse—*God's Word is for Everyone:* John 5:24

Trail 1.4 Verse—*God's Word is for Everyone:* John 5:24

SUMMIT 2—GOD'S WORD SYLLABUS

SUMMIT 2 QUARTER A



HOLY BOOK

God's Word is Alive
God's Word is Eternal
God's Word is Powerful
God's Word is Universal



VALUES OF THE HEART

Values and Choices
Thankful vs. Ungrateful
Compassionate vs. Heartless
Value Review



HOW TO USE YOUR BIBLE

God's Living Book
Bible Addresses
Bible Tools
Bible S-P-A-C-E



BIBLE TIMES

Family Life
Village Life
City Life
Worship Life



FRIENDSHIP VALUES

Friendly vs. Hostile
Faithful vs. Disloyal
Forgiving vs. Resentful
Value Review



HOW TO NAVIGATE THE NEW TESTAMENT

5 History Books
9 Letters to Churches
12 Letters to Believers
1 Prophecy Book

SUMMIT 2 QUARTER C



BIBLE ARCHAEOLOGY

Decoding Ancient Messages
Palestine Discoveries
Jerusalem Discoveries
Dead Sea Discoveries



SOCIAL VALUES

Gracious vs. Rude
Gentle vs. Rough
Generous vs. Greedy
Value Review



HOW TO NAVIGATE THE OLD TESTAMENT

5 History: Law Books
12 History: Adventure Books
5 Poetry Books
17 Prophecy Books



BIBLE PROPHECY

Prophecies About the Nations
Prophecies About Israel
Prophecies About the Messiah
Prophecies About End Times



PERSONAL VALUES

Patient vs. Restless
Kind vs. Cruel
Peaceful vs. Angry
Value Review



HOW TO MEMORIZE GOD'S WORD

Your Amazing Mind
Your Memory Formula
Your Memory Motivators
Your Memory Muscles

SUMMIT LARGE-GROUP/SMALL-GROUP SCOPE & SEQUENCE

SUMMIT	Qtr	Knowledge	Character	Conduct—How To...
God's Greatness				
	A	• Supreme Lord	• Virtues of the Soul	• ...Worship
	B	• Faith Journey	• Cardinal Virtues	• ...Pray
	C	• Family Plan	• Heavenly Virtues	• ...Love God
	D	• Creation Science	• Personal Virtues	• ...Follow God's Plan
God's Word				
	A	• Holy Book	• Values of the Heart	• ...Use the Bible
	B	• Bible Times	• Friendship Values	• ...Navigate the N.T.
	C	• Bible Archaeology	• Social Values	• ...Navigate the O.T.
	D	• Bible Prophecy	• Personal Values	• ...Memorize God's Word
God's Son				
	A	• The Prophet	• Attitudes of the Mind	• ...Meet with God
	B	• The Priest	• Dynamic Attitudes	• ...Know the Truth
	C	• The Shepherd	• Social Attitudes	• ...Show Respect
	D	• The King	• Personal Attitudes	• ...Be Jesus' Disciple