



# H-D<sup>®</sup> SKULL BILLET BACKREST BAR STOOL Assembly Instructions

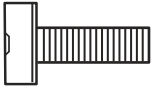
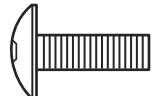


Congratulations on your purchase of a Harley-Davidson<sup>®</sup> Skull Billet Bar Stool. The utmost care has gone into the design and manufacturing of this product.

**PLEASE READ THESE ASSEMBLY INSTRUCTIONS CAREFULLY.**

## Hardware List

### Actual Size

Match up hardware with diagrams shown below

Description and Size	Qty
 Socket Head Bolt	2
 Small Bolt	6
 Large Bolt w/lock nut	4
 Large Bolt	2

## Parts List

Qty	Description and Size
1	Padded Seat
1	Billet Aluminum Backrest
1	Swivel (with top & bottom offset)
2	Chrome Plated Legs
1	Chrome Plated Base Ring
2	Allen Keys



**Step 1:** Place the bottom ring on the ground with tubes facing up. Insert legs. Secure with socket bolts.



**Step 2:** Insert the cross brace, and secure with large bolts.



**Step 3:** Tighten all bolts to the cross brace and bar stool legs.



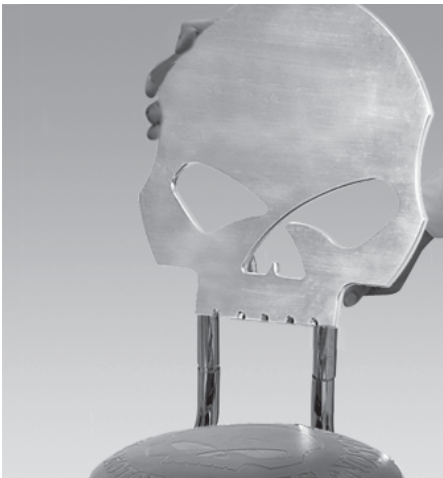
**Step 4:** Place swivel plate on bottom of two ring seat base. Insert small bolts and tighten securely.



**Step 5:** Flip over and attach swivel plate to bar stool legs. Use large bolts with lock nuts. Tighten securely.



**Step 6:** Attach padded seat to the swivel base with small bolts. Tighten securely.



**Step 7:** Slide the tubes from the billet backrest to the tubes on the seat base.



**Step 8:** Securely fasten the billet backrest to the seat base using small bolts and tighten securely.



**Step 9:** Double check all bolts for tightness. Enjoy!

## Warranty:

Free replacement of any part that fails within 90 days from date of purchase, excluding shipping costs. Void if damaged by misuse, accidents, alterations, failure to follow instructions, fire, flood, and acts of God.

If you have any questions or comments, please contact us at:

**BrandedProducts.com**



For a dealer near you call toll free 1-800-588-2743 in the USA and Canada or use our dealer locator at [www.harley-davidson.com](http://www.harley-davidson.com)

Ace Product Management Group, Inc. Milwaukee, WI U.S.A. Manufactured under license from Harley-Davidson Motor Co. © 2011 All Rights Reserved.

Ace Product Management Group, Inc.  
Milwaukee, WI U.S.A.