

COVERMATE II™ ...

For Ultimate Safety in Gym Floor Cover Handling



Now
With Safety
Outriggers



Learn more...
covermaster.com

COVERMASTER™
COVERMASTER
COVERMASTER
MASTERS IN THE ART OF SPORTS SURFACE COVERS

COVERMATE II™ ... Patent pending!

a Breakthrough in the Safe Handling of Protective Gym Floor Covers

This totally new gym floor cover installation and storage system is the result of more than 20 years of hands-on experience and extensive user feedback. A brainchild of COVERMASTER's custom engineering and design, it embodies a wealth of advances in safety and handling that are unmatched in the industry.

Combined with ergonomic styling, COVERMATE II™ is a prime example of COVERMASTER's continuous research and development.

IMPRESSIVE 'SAFETY FIRST' FEATURES

Front and center are the orange colored, safety outriggers. **Only COVERMATE II™ comes equipped with safety outriggers.** Nothing else compares when it comes to protection against accidental tipping.

Other notable features that minimize or eliminate the risk of injury are the captive rollers that avoid pop-outs, the roller collars that prevent pinching of fingers, and the improved roller QuickClips™ that allow for quick attachment of the cover sections to the rollers.

IMPRESSIVE HANDLING FEATURES

COVERMATE II™ is easy to move about thanks to the six Colson® brand, load bearing casters, three at either end. One of the three casters is offset for a more even weight distribution. This is particularly advantageous on hardwood floors because it spreads the weight over two or more boards at each end.

Two separate floor locking brakes, one at either end, provide positive locking action. Foot operated, they are easily engaged with the use of pedals, while a spring loaded lever, also foot operated, ensures a quick release. All without the need for bending or reaching.

IMPRESSIVE AESTHETICS

While designed with safety in mind, the tubular frame compliments the striking good looks of COVERMATE II™.

With the base frame made of 2" sq., 12 gauge steel tubing and the end frames in 1.5" sq., 14 gauge tubing, COVERMATE II™ is the strongest in the industry.

Moreover, the entire frame is powder coated in a rich metallic silver color. This extremely durable, premium finish feels solid to the touch and underscores the high quality workmanship of the system.

Truly, nothing else compares!

Learn more...

Call **1-800-387-5808**

visit **covermaster.com**

or email info@covermaster.com

Raising the Safety Bar in Gym Floor Cover Handling...

Heavy duty, tubular frame in a very durable, powder coat finish.

Patented roller bracket with smooth running Delrin roller bearings.

Safety bolt holds roller captive to prevent pop-outs.*

Brush mount for patented COVERCLEAN™ with spring loaded locking pin.

Unique safety outriggers provide incomparable overall stability.*

Outrigger casters allow for easy movement of COVERMATE II™.*

Brackets are mounted with 1/8" thick, shock absorbent rubber pads.

Roller collar* holds roller captive and eliminates finger pinch points.

Locking pin secures outrigger in extended or retracted positions.

Outriggers are finished in bright orange for added visibility.

Foot operated, easily accessible, pressure floor locks* secure COVERMATE II™ in place.

3 casters at either end, one of which is offset for best weight distribution and floor protection.*

...by the company that started it all!

* Patent Pending

INSTALL A COVER...

With the cover loaded on COVERMATE II™, just move it in place at one end of the gym or court and engage the foot operated locking brake.

Next, pull a cover section off its roller by walking it over to the other end of the gym. Repeat the process for each cover section.

REMOVE A COVER...

After attaching a cover section to a roller using the QuickClips™, wind it back up on COVERMATE II™ with the supplied hand cranks.

The optional POWERMATE™ power winder can make this easy job even easier.


SWEEP A COVER...

With COVERMATE II™ locked in place, just slide a cover section through the optional, patented COVERCLEAN™ brush assembly and attach it to a roller with the patented, push-on QuickClips™.

While you wind up the cover, dust and debris are swept from both sides of the cover simultaneously. Only COVERMASTER offers a dual brush assembly.

STORE A COVER...


With all cover sections on their rollers, the COVERMATE II™ storage system is easily wheeled into any convenient storage area, ready for the next event.




Install...



Remove...



Sweep...



Store...

COVERMASTER
COVERMASTER
COVERMASTER

MASTERS IN THE ART OF SPORTS SURFACE COVERS

COVERMASTER INC., 100 WESTMORE DR. 11-D, REXDALE, ON, M9V 5C3 TEL 416-745-1811 FAX 416-742-6837

©Covermaster Inc. 2005. COVERMATE II™ design and safety features are protected under existing patents and patent pending applications.